



Manav & Co. CHARTERED ACCOUNTANTS

Annapurna Apartments, Flat 1A, 12A, Suhasini Ganguly Sarani, Kolkata-700025
Phone : 033 2455 4461, Email : nmrchh@gmail.com

INDEPENDENT AUDITOR'S REPORT

To the Members of **M/s SCM INVESTMENT & TRADING COMPANY LIMITED**
Report on the Standalone Ind AS Financial Statements

Opinion

We have audited the accompanying Standalone Ind AS Financial Statements of **M/s SCM Investment and Trading Company Limited** ("the Company"), for the year ended 31st March 2025 which comprise the Balance sheet as at March 31, 2025, and the Statement of Profit and Loss (including other comprehensive income), the Statement of changes in equity and the statement of cash flows for the year then ended, and notes to the financial statements, including a summary of significant accounting policies and other explanatory information (hereinafter referred to as the 'standalone financial statements').

In our opinion and to the best of our information and according to the explanations given to us, the aforesaid Ind AS financial statements give the information required by the Companies Act 2013 ("Act") in the manner so required and give a true and fair view in conformity with the Indian Accounting Standards prescribed under Section 133 of the Act read with the Companies (Indian Accounting Standards) Rules, 2015, as amended, ("Ind AS") and other accounting principles generally accepted in India, of the state of affairs of the Company as at March 31, 2024, and its Profit, total comprehensive income, the changes in equity and cash flows for the year ended as on that date.

Basis for Opinion

We conducted our audit in accordance with the Standards on Auditing (SAs) specified under section 143(10) of the Companies Act, 2013. Our responsibilities under those Standards are further described in the Auditor's Responsibilities for the Audit of the Standalone Ind AS Financial Statements section of our report. We are independent of the Company in accordance with the Code of Ethics issued by the Institute of Chartered Accountants of India together with the ethical requirements that are relevant to our audit of the Ind AS financial statements under the provisions of the Companies Act, 2013 and the Rules thereunder, and we have fulfilled our other ethical responsibilities in accordance with these requirements and the Code of Ethics.

We believe that the audit evidence we have obtained is sufficient and appropriate to provide a basis for our opinion.

Key Audit Matters

Key Audit matters are those matters that, in our professional judgement, were of most significance in our audit of the Standalone Ind AS financial statements of the current period. These matters were addressed in the context of our audit of the financial statements as a whole, and in forming our opinion thereon, and we do not provide as separate opinion on these matters.





Manav & Co. CHARTERED ACCOUNTANTS

Annapurna Apartments, Flat 1A, 12A, Suhasini Ganguly Sarani, Kolkata-700025
Phone : 033 2455 4461, Email : nmrchh@gmail.com

Going Concern

Based on the audit evidence obtained, there is no material uncertainty that exists in relation to events or conditions that may cast significant doubt on entity's ability to continue as going concern.

Other Information

The Company's board of directors is responsible for the preparation of the other information. The other information comprises the information included in the Management Discussion and Analysis, Board's Report including Annexures to Board's Report, Business Responsibility Report, Corporate Governance and Shareholder's Information, but does not include the financial statements and our auditor's report thereon.

Our opinion on the standalone financial statements does not cover the other information and we do not express any form of assurance conclusion thereon.

In connection with our audit of the standalone Ind AS financial statements, our responsibility is to read the other information and, in doing so, consider whether the other information is materially inconsistent with the standalone financial statements or our knowledge obtained during the course of our audit or otherwise appears to be materially misstated.

If, based on the work we have performed, we conclude that there is a material misstatement of this other information; we are required to report that fact. We have nothing to report in this regard.

Management's Responsibility for the Standalone Financial Statements

The Company's board of directors is responsible for the matters stated in section 134 (5) of the Act with respect to the preparation of these Standalone Ind AS financial statements that give a true and fair view of the financial position, financial performance including other comprehensive income, cash flows and changes in equity of the Company in accordance with the Indian Accounting Standards (Ind AS) prescribed under section 133 of the Act read with the Companies (Indian Accounting Standards) Rules, 2015 and Companies (Indian Accounting Standards) Rules, 2016, as amended from time to time, and other accounting principles generally accepted in India.

This responsibility also includes maintenance of adequate accounting records in accordance with the provisions of the Act for safeguarding of the assets of the Company and for preventing and detecting frauds and other irregularities; selection and application of appropriate implementation and maintenance of accounting policies; making judgments and estimates that are reasonable and prudent; and design, implementation and maintenance of adequate internal financial controls, that were operating effectively for ensuring the accuracy and completeness of the accounting records, relevant to the preparation and presentation of the financial statement that give a true and fair view and are free from material misstatement, whether due to fraud or error.

In preparing the Standalone financial statements, Management is responsible for assessing the Company's ability to continue as a going concern, disclosing, as applicable, matters related to going concern and using the going concern basis of accounting unless management either intends to liquidate the Company or to cease operations, or has no realistic alternative but to do so.

The Board of Directors are also responsible for overseeing the company's financial reporting process.





Manav & Co. CHARTERED ACCOUNTANTS

Annapurna Apartments, Flat 1A, 12A, Suhasini Ganguly Sarani, Kolkata-700025
Phone : 033 2455 4461, Email : nmrchh@gmail.com

Auditor's Responsibility for the Audit of the Standalone Financial Statements

Our objectives are to obtain reasonable assurance about whether the Standalone Ind AS financial statements as a whole are free from material misstatement, whether due to fraud or error, and to issue an auditor's report that includes our opinion. Reasonable assurance is a high level of assurance, but is not a guarantee that an audit conducted in accordance with SAs will always detect a material misstatement when it exists. Misstatements can arise from fraud or error and are considered material if, individually or in the aggregate, they could reasonably be expected to influence the economic decisions of users taken on the basis of these standalone Ind AS financial statements.

As part of an audit in accordance with SAs, we exercise professional judgment and maintain professional skepticism throughout the audit. We also:

- Identify and assess the risks of material misstatement of the standalone financial statements, whether due to fraud or error, design and perform audit procedures responsive to those risks, and obtain audit evidence that is sufficient and appropriate to provide a basis for our opinion. The risk of not detecting a material misstatement resulting from fraud is higher than for one resulting from error, as fraud may involve collusion, forgery, intentional omissions, misrepresentations, or the override of internal control.
- Obtain an understanding of internal control relevant to the audit in order to design audit procedures that are appropriate in the circumstances. Under section 143(3)(i) of the Companies Act, 2013, we are also responsible for expressing our opinion on whether the company has adequate internal financial controls system in place and the operating effectiveness of such controls.
- Evaluate the appropriateness of accounting policies used and the reasonableness of accounting estimates and related disclosures made by management.
- Conclude on the appropriateness of management's use of the going concern basis of accounting and, based on the audit evidence obtained, whether a material uncertainty exists related to events or conditions that may cast significant doubt on the Company's ability to continue as a going concern. If we conclude that a material uncertainty exists, we are required to draw attention in our auditor's report to the related disclosures in the standalone financial statements or, if such disclosures are inadequate, to modify our opinion. Our conclusions are based on the audit evidence obtained up to the date of our auditor's report. However, future events or conditions may cause the Company to cease to continue as a going concern.
- Evaluate the overall presentation, structure and content of the standalone Ind AS financial statements, including the disclosures, and whether the standalone Ind AS financial statements represent the underlying transactions and events in a manner that achieves fair presentation.

We communicate with those charged with governance regarding, among other matters, the planned scope and timing of the audit and significant audit findings, including any significant deficiencies in internal control that we identify during our audit.





Manav & Co. CHARTERED ACCOUNTANTS

Annapurna Apartments, Flat 1A, 12A, Suhasini Ganguly Sarani, Kolkata-700025
Phone : 033 2455 4461, Email : nmrchh@gmail.com

We also provide those charged with governance with a statement that we have complied with relevant ethical requirements regarding independence, and to communicate with them all relationships and other matters that may reasonably be thought to bear on our independence, and where applicable, related safeguards.

From the matters communicated with those charged with governance, we determine those matters that were of most significance in the audit of the financial statements of the current period and are therefore the key audit matters. We describe these matters in our auditor's report unless law or regulation precludes public disclosure about the matter or when, in extremely rare circumstances, we determine that a matter should not be communicated in our report because the adverse consequences of doing so would reasonably be expected to outweigh the public interest benefits of such communication.

Report on other Legal and Regulatory Requirements:

1. As required by the Companies (Auditor's Report) Order, 2020 ("the Order") issued by the Central Government of India in terms of sub-section (11) of section 143 of the Act, we give in the "Annexure - A" a statement on the matters specified in paragraphs 3 and 4 of the Order.
2. As required by section 143(3) of the Act, we report that:
 - a) we have sought & obtained all the information and explanations which to the best of our knowledge and belief were necessary for the purpose of our audit;
 - b) In our opinion proper books of account as required by law have been kept by the Company so far as appears from our examination of those books;
 - c) the Balance Sheet, the Statement of Profit and Loss, the Statement of Changes in Equity, and the Cash flow Statement dealt with by this Report are in agreement with the books of account.
 - d) In our opinion, the aforesaid Standalone Ind AS financial statement comply with the applicable Accounting Standards specified under Section 133 of the Act, read with rule 7 of the Companies (Accounts) Rules 2014.
 - e) On the basis of written representations received from the directors as on March 31, 2025, and taken on record by the Board of Directors, none of the directors is disqualified as on March 31, 2025, from being appointed as a director in terms of Section 164(2) of the Act.
 - f) The matters relating to the maintenance of accounts and other matters connected therewith are as stated in the paragraph 2(b) above on reporting under Section 143(3)(b) of the Act and paragraph 2i(vi) below on reporting under Rule 11(g) of the Companies (Audit and Auditors) Rules, 2014.





Manav & Co. CHARTERED ACCOUNTANTS

Annapurna Apartments, Flat 1A, 12A, Suhasini Ganguly Sarani, Kolkata-700025
Phone : 033 2455 4461, Email : nmrchh@gmail.com

- g) With respect to the adequacy of the Internal Financial Control over financial reporting of the company and the operating effectiveness of such controls, refer to our separate report in Annexure "B".
- h) With respect to the other matters to be included in the Auditor's Report under Section 197(16) of the Act, in our opinion and to the best of our information and according to the explanations given to us;

The Company has not provided any managerial remuneration during the year. Therefore Section 197 of Companies Act 2013 is not applicable.

- i) With respect to the other matters to be included in the Auditor's Report in accordance with Rule 11 of the Companies (Audit & Auditors) Rule 2014, in our opinion and to the best of our information and according to the explanation given to us:

i) The company does not have any pending litigation which would impact its financial position.

ii) The Company does not have any long term contract including derivatives contract for which there were any materials foreseeable losses.

iii) There were no amount which were required to be transferred to the Investor Education and Protection Fund as such the question of delay in transferring such sum does not arise.

iv) (a) The Management has represented that, to the best of its knowledge and belief, no funds (which are material either individually or in the aggregate) have been advanced or loaned or invested (either from borrowed funds or share premium or any other sources or kind of funds) by the Company to or in any other person or entity, including foreign entity ("Intermediaries"), with the understanding, whether recorded in writing or otherwise, that the Intermediary shall, whether, directly or indirectly lend or invest in other persons or entities identified in any manner whatsoever by or on behalf of the Company ("Ultimate Beneficiaries") or provide any guarantee, security or the like on behalf of the Ultimate Beneficiaries;

(b) The Management has represented, that, to the best of its knowledge and belief, no funds (which are material either individually or in the aggregate) have been received by the Company from any person or entity, including foreign entity ("Funding Parties"), with the understanding, whether recorded in writing or otherwise, that the Company shall, whether, directly or indirectly, lend or invest in other persons or entities identified in any manner whatsoever by or on behalf of the Funding Party ("Ultimate Beneficiaries") or provide any guarantee, security or the like on behalf of the Ultimate Beneficiaries;





Manav & Co. CHARTERED ACCOUNTANTS

Annapurna Apartments, Flat 1A, 12A, Suhasini Ganguly Sarani, Kolkata-700025
Phone : 033 2455 4461, Email : nmrchh@gmail.com

© Based on the audit procedures that have been considered reasonable and appropriate in the circumstances, nothing has come to our notice that has caused us to believe that the representations under sub-clause (i) and (ii) of Rule 11(e), as provided under (a) and (b) above, contain any material misstatement.

- v) The company had not declared or paid any dividend during the year, therefore compliance with section 123 of the Companies Act, 2013 is not applicable.
- vi) Based on our examination, which included test checks, the Company has used accounting software for maintaining its books of account for the financial year ended March 31, 2025 which has a feature of recording audit trail (edit log) facility and the same has operated throughout the year for all relevant transactions recorded in the software. Further, during the course of our audit, we did not come across any instance of the audit trail feature being tampered with. Additionally, the audit trail has been preserved by the Company as per the statutory requirements for record retention.

Place: Kolkata
Date: 02.05.2025



For Manav & Co.
Chartered Accountants
Firm Registration No: 325904E

Manav Chhawchharia
(Partner)

Membership No. – 063489
UDIN : 25063489BMLBKP9519



Manav & Co. CHARTERED ACCOUNTANTS

Annapurna Apartments, Flat 1A, 12A, Suhasini Ganguly Sarani, Kolkata-700025
Phone : 033 2455 4461, Email : nmrchh@gmail.com

Annexure "A" referred above of our Report of even date to the members of M/s. SCM Investment and Trading Company Limited on the accounts of the company for the year ended 31st March, 2025.

Based on the audit procedures performed for the purpose of reporting a true and fair view on the financial statements of the Company and taking into consideration the information and explanations given to us and the books of account and other records examined by us in the normal course of audit, we report that:

1. The Company does not have any property, plant and equipment or intangible assets or right of use assets or investment property and accordingly, reporting under clause 3(i) of the Companies (Auditor's Report) Order, 2020 (hereinafter referred to as 'the Order') is not applicable to the Company.
2. The Company does not have any inventory and no working capital limits in excess of five crore rupees (at any point of time during the year), in aggregate, from banks or financial institutions on the basis of security of current assets. Accordingly the provisions of clause 3(ii) of the Order are not applicable to the company.
3. The Company has not made provided any guarantee or security or granted any loans or advances in the nature of loans, secured or unsecured to companies, firms, Limited Liability Partnerships (LLPs) or any other parties during the year. The Company has made investment in Mutual Funds and Bonds during the year and according to the information and explanations given to us and based on the audit procedures performed by us, we are of the opinion that the terms and conditions in relation to investments made are not prejudicial to the interest of the Company. Accordingly, reporting under clause 3(iii) of the Order is not applicable to the Company.
4. According to the information and explanations given to us, the company is NBFC's Company, therefore provisions of Section 185 and 186 of the Companies Act, 2013 with respect to the loans and investment made is not applicable. Further, the Company has not entered into any transaction covered under section 185 and section 186 of the Act in respect of loans, guarantees and security. Accordingly, paragraph 3(iv) of the order is not applicable.
5. The provisions of the sections 73 to 76 and any other relevant provisions of the Act and the Companies (Acceptance of Deposits) Rules, 2014 (as amended), are not applicable to the Company being an non-banking financial company registered with the Reserve Bank of India ('the RBI'), and also the Company has not accepted any deposits from public or there is no amount which has been considered as deemed deposit within the meaning of sections 73 to 76 of the Act. Accordingly, reporting under clause 3(v) of the Order is not applicable to the Company
6. The Central Government has not specified maintenance of cost records under sub-section (1) of section 148 of the Act, in respect of Company's business activity. Accordingly, reporting under clause 3(vi) of the Order is not applicable.





***Manav & Co.* CHARTERED ACCOUNTANTS**

Annapurna Apartments, Flat 1A, 12A, Suhasini Ganguly Sarani, Kolkata-700025
Phone : 033 2455 4461, Email : nmrchh@gmail.com

7. (a) In our opinion, and according to the information and explanations given to us, the company is regular in depositing undisputed statutory dues including Income-tax and any other statutory dues, as applicable with the appropriate authorities. Further, no undisputed amounts payable in respect thereof were outstanding at the year-end for a period of more than six months from the date they became payable.
- (b) According to the information and explanations given to us, there are no dues of income tax, goods & service tax, or cess and any other statutory dues that have not been deposited with the appropriate authorities on account of any dispute.
8. According to the information and explanation given to us, no transactions were surrendered or disclosed as income during the year in the tax assessments under the Income Tax Act, 1961 (43 of 1961) which have not been recorded in the books of accounts.
9. (a) According to the information and explanations given to us, the Company does not have any loans or other borrowings from any lender. Accordingly, reporting under clause 3(ix) of the Order is not applicable to the Company.
- (b) According to the information and explanations given to us including representation received from the management of the Company, and on the basis of our audit procedures, we report that the Company has not been declared a willful defaulter by any bank or financial institution or other lender.
- (c) In our opinion and according to the information and explanations given to us, the Company has not raised any money by way of term loans during the year. Accordingly, reporting under clause 3(ix)(c) of the Order is not applicable to the Company
- (d) In our opinion and according to the information and explanations given to us, the Company has not raised any funds on short term basis during the year or in any previous year. Accordingly, reporting under clause 3(ix) (d) of the Order is not applicable to the Company.
- (e) According to the information and explanations given to us and on an overall examination of the financial statements of the Company, the Company has not taken any funds from any entity or person on account of or to meet the obligations of its associates/subsidiaries.
- (f) According to the information and explanations given to us, the Company has not raised any loans during the year on the pledge of securities held in its associate/subsidiaries.
10. (a) The Company has not raised any moneys by way of initial public offer or further public offer (including debt instruments) during the year; Accordingly, reporting under clause 3(x)(a) of the Order is not applicable to the Company.
- (b) According to the information and explanation given to us, the Company has not made any preferential allotment or private placement of shares or convertible debentures (fully, partially or optionally convertible) during the year. Accordingly, reporting under clause 3(x)(b) of the Order is not applicable to the Company.





Manav & Co. CHARTERED ACCOUNTANTS

Annapurna Apartments, Flat 1A, 12A, Suhasini Ganguly Sarani, Kolkata-700025
Phone : 033 2455 4461, Email : nmrchh@gmail.com

11. (a) To the best of our knowledge and according to the information and explanations given to us, no fraud by the Company or on the Company has been noticed or reported during the period covered by our audit.

(b) No report under section 143(12) of the Act has been filed with the Central Government for the period covered by our audit.

(c) According to the information and explanations given to us including the representation made to us by the management of the Company, there are no whistle-blower complaints received by the Company during the year.
12. The Company is not a Nidhi company, accordingly provisions of the Clause 3(xii) of the Order is not applicable to the company.
13. In our opinion and according to the information and explanations given to us, all transactions entered into by the Company with the related parties are in compliance with sections 177 and 188 of the Act, where applicable. Further, the details of such related party transactions have been disclosed in the standalone financial statements, as required under Accounting Standard (AS) 18, Related Party Disclosures specified in Companies (Accounting Standards) Rules, 2021 as prescribed under section 133 of the Act.
14. According to the information and explanations given to us, the Company is not required to have an internal audit system under section 138 of the Act and consequently, does not have an internal audit system. Accordingly, reporting under clause 3(xiv) of the Order is not applicable to the Company.
15. According to the information and explanation given to us, the Company has not entered into any non-cash transactions with its directors or persons connected with them and accordingly, provisions of clause 3(xv) of the Order is not applicable
16. a) The Company is required to be registered under section 45-IA of the Reserve Bank of India Act, 1934 and such registration has been obtained by the Company.

b) According to the information and explanations given to us, the Company has conducted Non-Banking Financial activities during the year under a valid Certificate of Registration (CoR) from the RBI as per the Reserve Bank of India Act, 1934.

c) According to the information and explanations given to us, the Company is not a Core Investment Company (CIC) as defined in the regulations made by the RBI. Accordingly, reporting under clause 3(xvi)(c) and (d) of the Order is not applicable to the Company.
17. According to the information and explanations given to us and based on the audit procedures conducted we are of opinion that the company has not incurred any cash losses in the financial year and the immediately preceding financial year:





Manav & Co. CHARTERED ACCOUNTANTS

Annapurna Apartments, Flat 1A, 12A, Suhasini Ganguly Sarani, Kolkata-700025
Phone : 033 2455 4461, Email : nmrchh@gmail.com

18. There has been no resignation of the statutory auditors during the year. Accordingly, reporting under clause 3(xviii) of the Order is not applicable to the Company.
19. On the basis of the financial ratios, ageing and expected dates of realization of financial assets and payment of financial liabilities, other information accompanying the standalone financial statements, our knowledge of the Board of Directors and management plans and based on our examination of the evidence supporting the assumptions, nothing has come to our attention, which causes us to believe that any material uncertainty exists as on the date of the audit report indicating that company is incapable of meeting its liabilities existing at the date of balance sheet as and when they fall due within a period of one year from the balance sheet date. We, however, state that this is not an assurance as to the future viability of the company. We further state that our reporting is based on the facts up to the date of the audit report and we neither give any guarantee nor any assurance that all liabilities falling due within a period of one year from the balance sheet date, will get discharged by the company as and when they fall due.
20. According to the information and explanations given to us, the Company does not fulfill the criteria as specified under section 135(1) of the Act read with the Companies (Corporate Social Responsibility Policy) Rules, 2014 and according, reporting under clause 3(xx) of the Order is not applicable to the Company.
21. The reporting under clause (xxi) is not applicable in respect of audit of standalone financial statements of the Company. Accordingly, no comment has been included in respect of said clause under this report.

For Manav & Co.
Chartered Accountants
Firm Registration No: 325904E



Manav Chhawchharia
(Partner)

Place: Kolkata
Date: 02.05.2025

Membership No. – 063489
UDIN : 25063489BMLBKP9519



Manav & Co. CHARTERED ACCOUNTANTS

Annapurna Apartments, Flat 1A, 12A, Suhasini Ganguly Sarani, Kolkata-700025
Phone : 033 2455 4461, Email : nmrchh@gmail.com

Annexure B to the Auditor's Report

Report on the Internal Financial Controls under Clause (i) of Sub-section 3 of Section 143 of the Companies Act, 2013 ("the Act")

1. In conjunction with our audit of the Standalone Financial Statements of **SCM Investment and Trading Company Limited** ("the Company") as of and for the year ended 31 March 2025, we have audited the Internal Financial Controls over Financial Reporting (IFCoFR) of the company as of that date.

Management's Responsibility for Internal Financial Controls

2. The Company's management is responsible for establishing and maintaining internal financial controls based on the internal control over financial reporting criteria established by the Company considering the essential components of internal control stated in the Guidance Note on Audit of Internal financial controls over financial reporting issued by ICAI. These responsibilities include the design, implementation and maintenance of adequate internal financial controls that were operating effectively for ensuring the orderly and efficient conduct of its business, including adherence to company's policies, the safeguarding of its assets, the prevention and detection of frauds and errors, the accuracy and completeness of the accounting records, and the timely preparation of reliable financial information, as required under the Act.

Auditors' Responsibility

3. Our responsibility is to express an opinion on the Company's IFCoFR based on our audit. We conducted our audit in accordance with the Standards on Auditing, issued by the Institute of Chartered Accountants of India (ICAI) and deemed to be prescribed under section 143(10) of the Act, to the extent applicable to an audit of IFCoFR, and the Guidance Note on Audit of Internal Financial Controls Over Financial Reporting (the "Guidance Note") issued by the ICAI. Those Standards and the Guidance Note require that we comply with ethical requirements and plan and perform the audit to obtain reasonable assurance about whether adequate IFCoFR were established and maintained and if such controls operated effectively in all material respects.
4. Our audit involves performing procedures to obtain audit evidence about the adequacy of the IFCoFR and their operating effectiveness. Our audit of IFCoFR included obtaining an understanding of IFCoFR, assessing the risk that a material weakness exists, and testing and evaluating the design and operating effectiveness of internal control based on the assessed risk. The procedures selected depend on the auditor's judgement, including the assessment of the risks of material misstatement of the Standalone Financial statements, whether due to fraud or error.
5. We believe that the audit evidence we have obtained is sufficient and appropriate to provide a basis for our audit opinion on the Company's IFCoFR.





***Manav & Co.* CHARTERED ACCOUNTANTS**

Annapurna Apartments, Flat 1A, 12A, Suhasini Ganguly Sarani, Kolkata-700025
Phone : 033 2455 4461, Email : nmrchh@gmail.com

Meaning of Internal Financial Controls over Financial Reporting

6. A company's IFCoFR is a process designed to provide reasonable assurance regarding the reliability of financial reporting and the preparation of Standalone Financial statements for external purposes in accordance with generally accepted accounting principles. A company's IFCoFR includes those policies and procedures that (1) pertain to the maintenance of records that, in reasonable detail, accurately and fairly reflect the transactions and dispositions of the assets of the company; (2) provide reasonable assurance that transactions are recorded as necessary to permit preparation of Standalone Financial statements in accordance with generally accepted accounting principles, and that receipts and expenditures of the company are being made only in accordance with authorisations of management and directors of the company; and (3) provide reasonable assurance regarding prevention or timely detection of unauthorized acquisition, use, or disposition of the company's assets that could have a material effect on the Standalone Financial statements.

Inherent Limitations of Internal Financial Controls over Financial Reporting

7. Because of the inherent limitations of IFCoFR, including the possibility of collusion or improper management override of controls, material misstatements due to error or fraud may occur and not be detected. Also, projections of any evaluation of the IFCoFR to future periods are subject to the risk that IFCoFR may become inadequate because of changes in conditions, or that the degree of compliance with the policies or procedures may deteriorate.

Opinion

8. In our opinion, the Company has, in all material respects, adequate internal financial controls over financial reporting and such internal financial controls over financial reporting were operating effectively as at 31 March 2025, based the internal control over financial reporting criteria established by the Company considering the essential components of internal control stated in the Guidance Note on Audit of Internal Financial Controls Over Financial Reporting issued by ICAI.

For Manav & Co.
Chartered Accountants
Firm Registration No: 325904E



Manav Chhawchharia
(Partner)

Place: Kolkata
Date: 02.05.2025

Membership No. – 063489
UDIN : 25063489BMLBKP9519

SCM Investment & Trading Company Limited
Balance Sheet as at 31st March 2025

(Rs. In lakhs)

Particulars	Note No	As at 31 March 2025	As at 31 March 2024
ASSETS			
1. Financial assets			
(a) Cash and cash equivalents	3	48.66	6.03
(b) Other bank balances	4	80.04	300.63
(c) Investments	5	39,317.36	32,443.24
(d) Other financial assets	6	10.66	33.31
Total financial assets		39,456.72	32,783.21
2. Non - financial Assets			
(a) Current tax assets (net)		9.13	3.58
Total non - financial assets		9.13	3.58
Total Assets		39,465.85	32,786.79
LIABILITIES AND EQUITY			
LIABILITIES			
1. Financial liabilities			
(a) Payables			
(I) Trade payables	7		
(i) total outstanding dues of micro enterprises and small enterprises			
(ii) total outstanding dues of creditors other than micro enterprises and small enterprises		0.08	0.09
Total financial liabilities		0.08	0.09
2. Non-financial liabilities			
(a) Deferred tax liabilities (Net)	8	4,235.40	4,002.19
(b) Other non-financial liabilities	9	0.06	-
Total non - financial Liabilities		4,235.46	4,002.19
Total liabilities		4,235.54	4,002.28
3. Equity			
(a) Equity share capital	10	1,925.92	1,925.92
(b) Other equity	11	33,304.39	26,858.59
Total equity		35,230.31	28,784.51
Total Liabilities And Equity		39,465.85	32,786.79

Summary of material accounting policies

2

The accompanying notes are an integral part of these financial statements.

In terms of our attached report of even date.

For Manav & Co.

Chartered Accountants

Firm Registration No.-325904E

Manav Chhawchharia
Manav Chhawchharia
Partner

Membership No.- 063489



For and on Behalf of the Board of Directors

Himanshu Bajaj

Himanshu Bajaj
Managing Director
Din : 09410292

Vikash Goyal

Vikash Goyal
Director
Din : 09027157

A.K. Daga

Ashok Kumar Daga
CFO

Lokesh Ashwin Gandhi

Lokesh Ashwin Gandhi
Company Secretary

Place : Kolkata

Dated : 2nd May 2025

SCM Investment & Trading Company Limited
Statement of profit and loss for the year ended 31 March 2025

(Rs. In lakhs)

Particulars	Note No	Year ended 31 March 2025	Year ended 31 March 2024
I. Revenue from Operations			
Interest Income	12	42.55	52.22
Dividend Income		259.65	249.87
Net Gain/ Loss on Fair Value Changes	13	(32.76)	70.46
I. Total Revenue from operations		269.44	372.55
II. Other Income	14	-	0.81
III. Total Income (I + II)		269.44	373.36
IV. Expenses			
Finance Costs	15	0.04	-
Other expenses	16	23.93	18.08
IV. Total Expenses		23.97	18.08
V. Profit / (Loss) before tax (III - IV)		245.47	355.28
VI. Income tax expense	17		
Current tax		81.60	93.50
Current Tax For Earlier Years		(1.84)	-
Deferred tax		(17.14)	17.73
VI. Total Tax expenses		62.62	111.23
VII. Profit / (Loss) for the year (V-VI)		182.85	244.05
VIII. Other comprehensive income			
(A) Items that will not be reclassified to profit or loss			
Equity instruments through other comprehensive income		6,520.38	8,050.66
Income tax relating to items that will not be reclassified to profit or loss		(250.79)	(1,559.97)
Subtotal (A)		6,269.59	6,490.69
(B) Items that will be reclassified to profit or loss			
Debt instruments through other comprehensive income		(7.08)	6.28
Income tax relating to items that will be reclassified to profit or loss		0.44	(1.58)
Subtotal (B)		(6.64)	4.70
Other comprehensive income/(loss) (A+B)		6,262.95	6,495.39
Total Comprehensive Income for the year (VII+VIII)			
IX. (Comprising Profit/(Loss) and Other Comprehensive Income/(Loss) for the year)		6,445.80	6,739.44
X. Earnings per equity share [Nominal value of share Rs. 10]	18		
Basic & Diluted		0.95	1.27

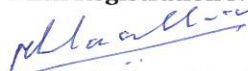
Summary of material accounting policies

The accompanying notes are an integral part of these financial statements.

2

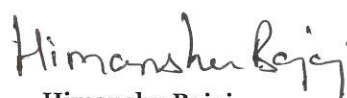
In terms of our attached report of even date.

For Manav & Co.
Chartered Accountants
Firm Registration No.-325904E

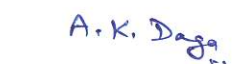

Manav Chhawchharia
Partner
Membership No.- 063489




For and on Behalf of the Board of Directors


Himanshu Bajaj
Managing Director
Din : 09410292


Vikash Goyal
Director
Din : 09027157


Ashok Kumar Daga
CFO


Lokesh Ashwin Gandhi
Company Secretary

Place : Kolkata
Dated : 2nd May 2025

SCM Investment & Trading Company Limited
Statement of changes in equity for the year ended 31 March 2025

(Rs. In lakhs)

A. Equity share capital

Description	Note	Amount
As at 01 April 2023	10	1,925.92
Changes in equity share capital		-
As at 31 March 2024	10	1,925.92
Changes in equity share capital		-
As at 31 March 2025	10	1,925.92

B. Other equity

Description	Note	Reserve and surplus				Equity instruments through other comprehensive income	Debt instruments through other comprehensive income	Total other equity
		Securities Premium	Reserve fund	General Reserve	Retained earnings			
Balance at 01 April 2023	11	694.14	575.25	90.00	2,149.48	16,605.81	4.47	20,119.15
Changes in accounting policy or prior period errors		-	-	-	-	-	-	-
Restated balance at the beginning of the year		694.14	575.25	90.00	2,149.48	16,605.81	4.47	20,119.15
Profit for the year		-	-	-	244.05	-	-	244.05
Other comprehensive income for the year		-	-	-	-	6,490.69	4.70	6,495.39
Transfer of realised gain on sale of equity instruments measured at fair value through OCI		-	-	-	230.69	(230.69)	-	-
Transfer from retained earnings to reserve fund		-	90.00	-	(90.00)	-	-	-
Balance at 31 March 2024	11	694.14	665.25	90.00	2,534.22	22,865.81	9.17	26,858.59
Balance at 01 April 2024		694.14	665.25	90.00	2,534.22	22,865.81	9.17	26,858.59
Changes in accounting policy or prior period errors		-	-	-	-	-	-	-
Restated balance at the beginning of the year		694.14	665.25	90.00	2,534.22	22,865.81	9.17	26,858.59
Profit for the year		-	-	-	182.85	-	-	182.85
Other comprehensive income for the year		-	-	-	-	6,269.59	(6.64)	6,262.95
Transfer of realised gain on sale of equity instruments measured at fair value through OCI		-	-	-	46.54	(46.54)	-	-
Transfer of realised gain on sale of Debt instruments measured at fair value through OCI		-	-	-	(5.34)	-	5.34	-
Transfer from retained earnings to reserve fund		-	60.00	-	(60.00)	-	-	-
As at 31 March 2025	11	694.14	725.25	90.00	2,698.27	29,088.86	7.87	33,304.39

The accompanying notes are an integral part of these financial statements.

In terms of our attached report of even date.

For Manav & Co.
Chartered Accountants
Firm Registration No.-325904E

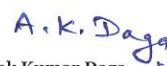
Manav Chhawchharia
Partner
Membership No.- 063489



Place : Kolkata
Dated : 2nd May 2025

For and on Behalf of the Board of Directors


Himanshu Bajaj
Managing Director
Din : 09410292


A. K. Daga
Ashok Kumar Daga
CFO


Vikash Goyal
Director
Din : 09027157


Lokesh Ashwin Gandhi
Company Secretary

SCM Investment & Trading Company Limited
Cash Flow Statement for the year ended 31st March 2025

(Rs. In lakhs)

Particulars	Year ended 31 March 2025	Year ended 31 March 2024
(A) CASH FLOWS FROM OPERATING ACTIVITIES:		
Profit before taxes	245.47	355.28
Adjustments for:		
Interest paid to Income Tax Department	0.04	-
Interest from Income Tax Department	-	(0.81)
Securities Transaction Tax	0.51	0.86
Change in fair value of investments measured at FVTPL	32.76	(70.46)
Operating profit before working capital changes	278.78	284.87
Adjustments for:		
(Increase)/Decrease in Other financial assets	22.65	(10.12)
(Increase)/Decrease in Other Bank Balances	220.59	(300.63)
Increase/(Decrease) in Trade payables and other liabilities	0.04	-
Cash generated from operations	522.06	(25.88)
Income taxes paid (net)	(85.34)	(79.91)
Net cash from/(used in) operating activities	436.72	(105.79)
(B) CASH FLOWS FROM INVESTING ACTIVITIES		
Proceeds from sale of investments	883.10	313.49
Purchase of Investments	(1,277.19)	(390.85)
Net cash from/(used in) investing activities	(394.09)	(77.36)
(C) CASH FLOW FROM FINANCING ACTIVITIES :		
Net cash from/(used in) financing activities	-	-
Net increase/(decrease) in cash and cash equivalents	42.63	(183.15)
Cash and cash equivalents at the beginning of the period	6.03	189.18
Cash and cash equivalents at the end of the period	48.66	6.03

In terms of our attached report of even date.

For Manav & Co.
Chartered Accountants
Firm Registration No.-325904E

Manav Chhawchharia
Partner
Membership No.- 063489



Place : Kolkata
Dated : 2nd May 2025

For and on Behalf of the Board of Directors

Himanshu Bajaj

Himanshu Bajaj
Managing Director
Din : 09410292

Vikash Goyal
Director
Din : 09027157

A.K. Daga
Ashok Kumar Daga
CFO

Lokesh Ashwin Gandhi
Company Secretary

SCM Investment & Trading Company Limited
Notes to the Financial Statements for the year ended 31 March 2025

1 Company Overview, Basis of Preparation & Significant Accounting Policies

1.1 Reporting Entity

SCM Investments & Trading Limited is a public unlisted Company Incorporated under the Companies Act, 2013. The Company is a Non Deposit Taking-Systemically Important (ND-SI) registered with the Reserve Bank of India (RBI) and is involved in Activities auxiliary to financial intermediation, except insurance and pension funding. The registered office of the Company is located at 9/1, RN Mukherjee Rd, Kolkata - 700001 West Bengal, India.

2 Material Accounting Policies

a) Basis of Presentation

These financial statements have been prepared in accordance with the Indian Accounting Standards (Ind AS) as per the Companies (Indian Accounting Standards) Rules, 2015 notified under Section 133 of the Companies Act, 2013, (the 'Act') and other relevant provisions of the Act, as amended from time to time and other accounting principles generally accepted in India along with other relevant provisions of the Act and the Master Direction – Reserve Bank of India (Non-Banking Financial Company – Scale Based Regulation) Directions, 2023 issued by RBI.

These financial statements were authorised for issue by the Board of Directors on their meeting held on 2nd May, 2025.

The Company presents its balance sheet in order of liquidity. An analysis regarding recovery or settlement within 12 months after the reporting date and more than 12 months after the reporting date is presented in Note 26.

Financial assets and financial liabilities are generally reported gross in the balance sheet. They are only off set and reported net when, in addition to having an unconditional legally enforceable right to off set the recognised amounts without being contingent on a future event, the parties also intend to settle on a net basis in all of the following circumstances:

- The normal course of business
- The event of default
- The event of insolvency or bankruptcy of the Company and / or its counterparties.

b) Basis of measurement

These standalone financial statements have been prepared on a historical cost basis except for following assets and liabilities which have been measured at fair value

- i) financial instruments - fair value through other comprehensive income (FVOCI) ;
- ii) financial instruments - fair value through profit and loss (FVTPL).

Fair value is the price that would be received to sell of an asset or paid to transfer a liability in an orderly transaction between market participants at the measurement date, regardless of whether that price is directly observable or estimated using another valuation technique. In estimating the fair value of an asset or a liability, the Company take into account the characteristics of the asset or liability if market participants would take those characteristics into account when pricing the asset or liability at the measurement date. Fair value for measurement and/or disclosure purposes in the financial statements is determined on such a basis, except measurements that have some similarities to fair value but are not fair value, such as value in use in Impairment of Assets.

In addition, for financial reporting purposes, fair value measurements are categorised into Level 1, 2 or 3 based on the degree to which the inputs to the fair value measurements are observable and the significance of the inputs to the fair value measurement in its entirety, which are described as follows:

- Level 1 inputs are quoted prices (unadjusted) in active markets for identical assets or liabilities that the company can access at the measurement date;
- Level 2 inputs other than quoted prices included within Level 1, that are observable for the asset or liability, either directly or indirectly; and
- Level 3 inputs are unobservable inputs for the asset or liability.

c) Functional and presentation currency

Indian Rupee (₹) is the Company's functional currency and the currency of the primary economic environment in which the Company operates. Accordingly, the management has determined that financial statements are presented in Indian Rupees (₹). All amounts have been rounded-off to the nearest lakhs upto two decimal places, unless otherwise indicated.

**d) Property, Plant and Equipment
Recognition and measurement**

Property, plant and equipment ('PPE') are stated at acquisition or construction cost less accumulated depreciation and impairment loss. Cost comprises the purchase price and any attributable cost of bringing the asset to its location and working condition for its intended use, including relevant borrowing costs and any expected costs of decommissioning.

If significant parts of an item of PPE have different useful lives, then they are accounted for as separate items (major components) of PPE.

The cost of an item of PPE is recognised as an asset if, and only if, it is probable that the economic benefits associated with the item will flow to the Company in future periods and the cost of the item can be measured reliably.

Expenditure incurred after the PPE have been put into operations, such as repair and maintenance expenses are charged to the Statement of Profit and Loss during the period in which they are incurred.

Capital work in progress includes cost of assets at sites, construction expenditure and interest on the funds deployed less any impairment loss, if any.

The estimated useful lives and residual values of the PPE are reviewed at the end of each financial year.

PPE, individually costing less than Rupees five thousand, are fully depreciated in the year of purchase.

Gains or losses arising from the retirement or disposal of PPE are determined as the difference between the net disposal proceeds and the carrying amount of the asset and recognised as income or expense in the Statement of Profit and Loss.



Subsequent Measurement

Subsequent expenditure is capitalised only if it is probable that the future economic benefits associated with the expenditure will flow to the Company.

Depreciation

Depreciation on property, plant and equipment is provided on Straight Line Method using the rates arrived at based on the useful lives as specified in the Schedule II of the Companies Act, 2013. Depreciation on the Property Plant and Equipment added/disposed off/discarded during the year is provided from/up to the date when added/disposed off/discarded.

e) Other Intangible assets**Recognition and measurement**

Intangible assets, representing softwares are initially recognised at cost and subsequently carried at cost less accumulated amortisation and accumulated impairment. The cost of assets comprises of purchase price and directly attributable cost of bringing the assets to working condition for its intended use including borrowing cost and incidental expenditure during construction incurred up to the date when the assets are ready to use. The intangible assets are amortised using the straight line method over a period of three years, which is the Management's estimate of its useful life. The useful lives of intangible assets are reviewed at each financial year end and adjusted prospectively, if appropriate.

Subsequent Measurement

Subsequent expenditure is capitalised only if it is probable that the future economic benefits associated with the expenditure will flow to the company.

Amortisation

The intangible assets are amortised using the straight line method over a period of three years, which is the management's estimate of its useful life. Depreciation on the intangible asset disposed off during the year is provided on pro-rata basis with reference to the date of disposal.

f) Impairment of non-financial assets

At the end of each reporting period, the Company reviews the carrying amounts of non-financial assets to determine whether there is any indication that those assets have suffered an impairment loss. If any such indication exists, the recoverable amount of the asset is estimated in order to determine the extent of the impairment loss (if any). When it is not possible to estimate the recoverable amount of an individual asset, the Company estimates the recoverable amount of the cash generating unit to which the asset belongs.

Intangible assets with indefinite useful lives and intangible assets not yet available for use are tested for impairment at least annually, and whenever there is an indication then the asset may be impaired.

g) Revenue Recognition

Revenue is recognised to the extent that it is probable that the economic benefit will flow to the Company and the revenue can be reliably measured.

Interest Income

Interest income is accounted for all financial instruments measured at amortised cost. Interest income is recorded using the effective interest rate (EIR), which is the rate that exactly discounts the estimated future cash payments or receipts through the expected life of the financial instrument to the gross carrying amount of the financial asset.

Interest income on all financial assets mandatorily required to be measured at FVTPL is recognised using the contractual interest rate in net gain on fair value changes.

Dividend Income

Dividend income is accounted for when the right to receive the income is established, which generally when the shareholders approve the dividend.

Net Gain/ Loss on Fair Value Changes

Any differences between the fair values of the investment in all mutual funds and PMS Investments are classified as fair value through the profit or loss, held by the Company on the balance sheet date is recognised as an unrealised gain/loss in the statement of profit and loss. In cases there is a net gain in aggregate, the same is recognised in "Net gains or fair value changes" under revenue from operations and if there is a net loss the same is disclosed "Expenses", in the statement of profit and loss.

h) Borrowing Costs

Borrowing cost attributable to acquisition and construction of qualifying assets are capitalised as a part of the cost of such assets up to the date when such assets are ready for its intended use. Ancillary costs incurred in connection with the arrangement of borrowings are adjusted with the proceeds of the borrowings and recognised using the Effective Interest Rate (EIR) method. Other borrowing costs are charged to the Statement of Profit and Loss in the period in which they are incurred.

i) Retirement Benefits**Short-Term Employee Benefits**

Liabilities for salaries and bonus, including non-monetary benefits, if any and accumulating leave balance in respect of employees' services up to the end of the reporting period, are recognised as liabilities (and expensed) and are measured at the amounts expected to be paid when the liabilities are settled.

Defined Contribution Plan and Defined Benefit Plan (gratuity obligation)

Retirement benefits in the form of Provident Fund is not applicable to the Company as the total number of employees are below the minimum required number of employees under payment of Employees Provident Fund (Misc. Provisions) Act, 1952.

Gratuity has not been provided as the Payment of Gratuity Act is not applicable to the Company as total number of employees are below the minimum required number of employees under Payment of Gratuity Act, 1972.

Other Long-Term Benefits

The expected costs of other long-term employee benefits such as accumulated leaves are accrued over the period of employment.



j)

Income tax

i. Current tax

Current tax comprises the expected tax payable or receivable on the taxable income or loss for the year and any adjustment to the tax payable or receivable in respect of previous years. It is measured using tax rates enacted or substantively enacted at the reporting date. Current tax assets and liabilities are offset only if, the Company:

- a) has a legally enforceable right to set off the recognised amounts; and
- b) intends either to settle on a net basis, or to realise the asset and settle the liability simultaneously.

ii. Deferred tax

Deferred tax is provided using the liability method on temporary differences between the tax bases of assets and liabilities and their carrying amounts for financial reporting purposes at the reporting date.

Deferred tax assets and liabilities are measured at the tax rates that are expected to apply in the year when the asset is realised or the liability is settled, based on tax rates (and tax laws) that have been enacted or substantively enacted at the reporting date.

Deferred tax relating to items recognised outside statement of profit or loss is recognised outside statement of profit or loss (either in other comprehensive income or in equity). Deferred tax items are recognised in correlation to the underlying transaction either in OCI or directly in equity.

Deferred tax assets and deferred tax liabilities are offset if a legally enforceable right exists to set off current tax assets against current tax liabilities and the deferred taxes relate to the same taxable entity and the same taxation authority.

Minimum Alternative Tax (MAT) is recognized as an asset only when and to the extent there is convincing evidence that the Company will pay normal income tax during the specified period. The Company reviews the same at each balance sheet date and recognise MAT entitlement to the extent it will be utilised. The said asset is created by way of credit to the statement of profit and loss and included in deferred tax assets.

k)

Leases

Company as a lessee

The Company assesses if a contract is or contains a lease at inception of the contract. A contract is, or contains, a lease if the contract conveys the right to control the use of an identified asset for a period time in exchange for consideration.

The Company recognizes a right-of-use asset and a lease liability at the commencement date, except for short-term leases of twelve months or less and leases for which the underlying asset is of low value, which are expensed in the statement of operations on a straight-line basis over the lease term.

The lease liability is initially measured at the present value of the lease payments that are not paid at the commencement date, discounted using the interest rate implicit in the lease, or, if not readily determinable, the incremental borrowing rate specific to the country, term and currency of the contract.

Lease payments can include fixed payments, variable payments that depend on an index or rate known at the commencement date, as well as any extension or purchase options, if the Company is reasonably certain to exercise these options. The lease liability is subsequently measured at amortized cost using the effective interest method and remeasured with a corresponding adjustment to the related right-of-use asset when there is a change in future lease payments in case of renegotiation, changes of an index or rate or in case of reassessments of options.

The right-of-use asset comprises, at inception, the initial lease liability, any initial direct costs and, when applicable, the obligations to refurbish the asset, less any incentives granted by the lessors. The right-of-use asset is subsequently depreciated, on a straight-line basis, over the lease term, if the lease transfers the ownership of the underlying asset to the Company at the end of the lease term or, if the cost of the right-of-use asset reflects that the lessee will exercise a purchase option, over the estimated useful life of the underlying asset. Right-of-use assets are also subject to testing for impairment if there is an indicator for impairment. Variable lease payments not included in the measurement of the lease liabilities are expensed to the statement of operations in the period in which the events or conditions which trigger those payments occur. In the statement of financial position right-of-use assets and lease liabilities are classified respectively as part of property, plant and equipment and short-term/long-term debt.

Company as a lessor

When the Company is the lessor, the lease are classified as either a finance lease or an operating lease. A finance lease is a lease which confers substantially all the risks and rewards of the leased assets on the lessee. An operating lease is a lease where substantially all of the risks and rewards of the leased asset remain with the lessor.

Amounts due from lessees under finance leases are recorded as receivables. Finance lease income is allocated to accounting periods so as to reflect a constant periodic rate of return on the net investment outstanding in respect of the lease.

l)

Financial instruments

A financial instrument is any contract that gives rise to a financial asset of one entity and a financial liability or equity instrument of another entity.

(i) Initial recognition and measurement

All financial assets and financial liabilities are initially recognised when the Company becomes a party to the contractual provisions of the instrument.

A financial asset or financial liability which is not recognised at Fair Value Through Profit and Loss, is initially measured at fair value plus transaction costs that are directly attributable to its acquisition or issue.

(ii) Subsequent recognition

A. Financial Assets

On initial recognition, a financial asset is classified and measured at

- Amortised Cost;
- Fair Value Through Other Comprehensive Income (FVOCI); or
- Fair Value Through Profit and Loss (FVTPL)

Financial assets are not reclassified subsequent to their initial recognition, except if and in the period the Company changes its business model for managing financial assets.

A financial asset is measured at amortised cost if it meets both of the following conditions and is not recognised as at FVTPL:

- the asset is held within a business model whose objective is to hold assets to collect contractual cash flows; and
- the contractual terms of the financial asset give rise on specified dates to cash flows that are solely payments of principal and interest on



Assessment whether contractual cash flows are solely payments of principal and interest (SPPI)

For the purposes of this assessment, 'principal' is defined as the fair value of the financial asset on initial recognition. 'Interest' is defined as consideration for the time value of money and for the credit risk associated with the principal amount outstanding during a particular period of time and for other basic lending risks and costs (e.g. liquidity risk and administrative costs), as well as a profit margin. In assessing whether the contractual cash flows are solely payments of principal and interest, the Company considers the contractual terms of the instrument. This includes assessing whether the financial asset contains a contractual term that could change the timing or amount of contractual cash flows such that it would not meet this condition. In making this assessment, the Company considers:

- contingent events that would change the amount or timing of cash flows;
- terms that may adjust the contractual coupon rate, including variable interest rate features;
- prepayment and extension features; and
- terms that limit the Company's claim to cash flows from specified assets.

Business model assessment

The Company determines its business model at the level that best reflects how it manages groups of financial assets to achieve its business objective. The Company's business model is not assessed on an instrument by instrument basis, but at a higher level of aggregated portfolios. If cash flows after initial recognition are realised in a way that is different from the Company's original expectations, the Company does not change the classification of the remaining financial assets held in that business model, but incorporates such information when assessing newly originated financial assets going forward.

Financial assets: Subsequent measurement and gains and losses

Financial assets measured at FVTPL	These assets are subsequently measured at fair value. Net gains and losses, including any interest or dividend income, are recognised in the Statement of Profit and Loss.
Financial assets measured at FVOCI	These assets are subsequently measured at fair value. Dividends are recognised as income in the Statement of Profit and Loss unless the dividend clearly represents a recovery of part of the cost of the investment. Other net gains and losses are recognised in OCI and are not reclassified to profit or loss.
Financial assets measured at Amortised Cost	These assets are subsequently measured at amortised cost using the effective interest rate method. The amortised cost is reduced by impairment losses. Interest income, foreign exchange gains and losses and impairment are recognised in the Statement of Profit and Loss. Any gain or loss on derecognition is recognised in the Statement of Profit and Loss.
Financial assets measured at Amortised Cost	These assets are subsequently measured at amortised cost using the effective interest rate method. The amortised cost is reduced by impairment losses. Interest income, foreign exchange gains and losses and impairment are recognised in the Statement of Profit and Loss. Any gain or loss on derecognition is recognised in the Statement of Profit and Loss.
Investment in subsidiaries and step down subsidiaries (Others)	These assets are recognised at cost and are not adjusted to fair value at the end of each reporting period. Cost of investment represents amount paid for acquisition of the said investment. The Company assesses at the end of each reporting period, if there are any indications that the said investment may be impaired. If so, the Company estimates the recoverable value/amount of the investment and provides for impairment, if any i.e. the deficit in the recoverable value over cost.

Financial liabilities: Classification, subsequent measurement and gains and losses

Financial liabilities are subsequently measured at amortised cost using the effective interest method. Interest expense and foreign exchange gains and losses are recognised in the Statement of Profit and Loss. Any gain or loss on derecognition is also recognised as profit or loss respectively.

(iii) Derecognition**Financial Assets**

The Company derecognises a financial asset when the contractual rights to the cash flows from the financial asset expire, or it transfers the rights to receive the contractual cash flows in a transaction in which substantially all of the risks and rewards of ownership of the financial asset are transferred or in which the Company neither transfers nor retains substantially all of the risks and rewards of ownership and does not retain control of the financial asset.

If the Company enters into transactions whereby it transfers assets recognised on its balance sheet, but retains either all or substantially all of the risks and rewards of the transferred assets, the transferred assets are not derecognised.

Financial Liabilities

The Company derecognises a financial liability when its contractual obligations are discharged or cancelled, or expire.

(iv) Impairment of financial instruments

The Company recognises loss allowances using the expected credit loss (ECL) model for the financial assets which are not Fair Value Through Profit and Loss. Expected credit losses are measured at an amount equal to the 12-month ECL, unless there has been a significant increase in credit risk or the assets have become credit impaired from initial recognition in which case, those are measured at lifetime ECL. The amount of expected credit losses (or reversal) that is required to adjust the loss allowance at the reporting date is recognised as an impairment gain or loss in the Statement of Profit and Loss.

Loss allowances for financial assets measured at amortised cost are deducted from the gross carrying amount of the assets.

Measurement of expected credit loss**Write off**

The gross carrying amount of a financial asset is written off (either partially or in full) to the extent that there is no realistic prospect of recovery. This is generally the case when the Company determines that the counter party does not have assets or sources of income that could generate cash flows to repay the amounts. However, financial assets that are written off could still be subject to enforcement activities in order to comply with the Company's procedures for recovery of amounts due.

(v) Offsetting of financial instruments

Financial assets and financial liabilities are offset and the net amount is reported in the Balance Sheet only if there are financial assets and financial liabilities are offset and the net amount is reported in the Balance Sheet only if there the assets and settle the liabilities simultaneously.



m) **Asset Classification and Provisioning**

Loan asset classification and requisite provision made under RBI prudential norms are given below:

Particulars	Criteria	Provision
Standard asset	The asset in respect of which, no default in repayment of principal or payment of interest is perceived and which does not disclose any problem nor carry more than normal risk attached to the business.	0.40% of the outstanding loan portfolio of standard assets
Sub-standard assets	An asset for which, interest/principal payment has remained overdue for more than 3 months and less than 12 months.	10% of the outstanding loan portfolio of standard assets
Loss assets	An asset for which, interest/principal payment has remained overdue for a period of 12 months or more.	100% of the outstanding loan portfolio of standard assets.

n) **Foreign Currency Transactions**

Transactions in foreign currencies are recognised at the rates of exchange prevailing at the dates of the transactions. At the end of each reporting period, monetary assets and liabilities denominated in foreign currencies are translated at the rate prevailing at that date. Non-monetary items that are measured in terms of historical cost in a foreign currency are not re-translated. Exchange differences on monetary items are recognised in the Statement of Profit and Loss in the period in which these arise, except for exchange difference arising on re-statement of long-term monetary items that in substance forms part of Company's net investment in foreign operations, is accumulated in Foreign Currency Translation Reserve (component of OCI) until the disposal of the investment, at which time such exchange difference is recognised in the Statement of Profit and Loss.

o) **Cash and cash equivalents**

Cash and cash equivalents comprise cash on hand, cash at bank and short-term deposits with an original maturity of three months or less that are readily convertible to known amounts of cash and which are subject to an insignificant risk of change in value.

For the purposes of the Cash Flow Statement, cash and cash equivalents is as defined above, net of outstanding bank overdrafts. In the balance sheet, bank overdrafts are shown within borrowings in financial liabilities.

p) **Provisions, contingent liabilities and contingent assets**

Provisions are recognised when the Company has a present obligation (legal or constructive) as a result of a past event, it is probable that the Company will be required to settle the obligation, and a reliable estimate can be made of the amount of the obligation. If the effect of the time value of money is material, provisions are determined by discounting the expected future cash flows to net present value using an appropriate pre-tax discount rate that reflects current market assessments of the time value of money and, where appropriate, the risks specific to the liability.

A present obligation that arises from past events, where it is either not probable that an outflow of resources will be required to settle or a reliable estimate of the amount cannot be made, is disclosed as a contingent liability. Contingent liabilities are also disclosed when there is a possible obligation arising from past events, the existence of which will be confirmed only by the occurrence or non-occurrence of one or more uncertain future events not wholly within the control of the Company. Claims against the Company, where the possibility of any outflow of resources in settlement is remote, are not disclosed as contingent liabilities.

Contingent assets are not recognised in the financial statements since this may result in the recognition of income that may never be realised. However, when the realisation of income is virtually certain, then the related asset is not a contingent asset and is recognised.

q) **Segment Reporting**

According to Ind AS 108, identification of operating segments is based on Chief Operating Decision Maker (CODM) approach for making decisions about allocating resources to the segment and assessing its performance. The business activity of the company falls within one business segment viz. "investment and lending activities".

r) **Earnings Per Share**

The basic EPS is computed by dividing the profit after tax for the year attributable to the equity shareholders by the weighted average number of equity shares outstanding during the year.

For the purpose of calculating diluted EPS, profit after tax for the year attributable to the equity shareholders and the weighted average number of equity shares outstanding during the year are adjusted for the effects of all dilutive potential equity shares. Dilutive potential equity shares are deemed converted as of the beginning of the period, unless they have been issued at a later date. In computing the dilutive earnings per share, only potential equity shares that are dilutive and that either reduces the earnings per share or increases loss per share are included.

s) **Recent Indian Accounting Standards (Ind AS)**

Ministry of Corporate Affairs ("MCA") notifies new standard or amendments to the existing standards. There is no such notification which would have been applicable from April 1, 2025.



SCM Investment & Trading Company Limited
Notes to the Financial Statements for the year ended 31 March 2025

(Rs. In lakhs)

Note 3: Cash and cash equivalents


Particulars	As at 31 March 2025	As at 31 March 2024
Cash on hand	-	0.01
Balances with banks (in nature of cash and cash equivalents)	48.66	6.02
	48.66	6.03

Note 4: Other bank balances

Particulars	As at 31 March 2025	As at 31 March 2024
Bank deposits with original maturity of more than three months	80.04	300.63
	80.04	300.63

Note 6: Other financial assets

Particulars	As at 31 March 2025	As at 31 March 2024
Accrued interest	9.53	32.36
Security deposits	0.90	0.90
Other assets	0.23	0.05
	10.66	33.31




SCM Investment & Trading Company Limited
Notes to the Financial Statements for the year ended 31 March 2025

(Rs. In lakhs)

Note 5: Investments

Particulars	No. of shares/units 31 March 2025	No. of shares/units 31 March 2024	Face Value (Rs.)	As at 31 March 2025	As at 31 March 2024
At fair value through other comprehensive income					
Investment in Equity Shares					
Quoted					
Sutlej Textiles & Industries Limited	18,29,280	18,29,280	1.00	610.80	921.96
Magadh Sugar & Energy Limited	3,81,561	3,81,561	10.00	2,268.38	2,048.42
Ganges Securities Limited	3,02,784	3,02,784	10.00	421.20	347.60
Chambal Fertilisers & Chemicals Limited	5,68,732	5,68,732	10.00	3,557.42	1,945.06
Palash Securities Limited	10,78,958	10,78,958	10.00	1,285.69	1,273.71
Avadh Sugar & Energy Limited	14,99,890	14,99,890	10.00	6,729.27	7,965.17
New India Retailing & Investment Ltd.	10,62,816	10,62,816	10.00	318.84	318.84
National Mineral Development Corporation Limited	-	44,500	1.00	-	89.78
ONGC Limited	5,400	5,400	5.00	13.30	14.47
Powergrid Corporation of India Limited	17,800	17,800	10.00	51.68	49.29
Redington Limited	-	2,200	2.00	-	4.59
Castrol India Limited	3,500	3,500	2.00	7.10	6.51
Fully paid equity shares (quoted)				15,263.68	14,985.40
Investment in Equity Shares					
Unquoted					
Centre Stage Creations Private Limited	50,000	50,000	10.00	-	-
Leas Communication limited	21,200	21,200	10.00	-	-
The Oudh Trading Company Pvt. Ltd.	150	150	10.00	56.00	52.15
Manbhawani Investment Ltd.	67,500	67,500	10.00	4,092.14	2,471.23
Manavta Holdings Ltd	1,55,500	1,55,500	10.00	4,491.02	2,835.39
Sidh Enterprises Ltd.	3,30,000	3,30,000	10.00	5,653.57	4,196.87
Fully paid equity shares (unquoted)				14,292.73	9,555.64
Unquoted					
Investments in Equity shares					
Partly paid up					
Modern DiaGen Services Ltd. (paid up value Rs. 2 per share)	8,06,404	8,06,404	10.00	31.69	30.72
Investments in partly paid shares (Unquoted)				31.69	30.72
Investment in Fellow Subsidiary Company					
Unquoted					
RTM Investment & Trading Co. Ltd.	35,00,000	35,00,000	10.00	7,137.20	5,733.35
Investment in fellow subsidiaries				7,137.20	5,733.35
At fair value through other comprehensive income					
Investments in Bond:					
Quoted					
7.72% SBI Perpetual Bond	-	3	1,00,00,000	-	309.90
7.84% HDFC Perpetual Bond	1	1	1,00,00,000	101.91	101.91
7.74% SBI Perpetual Bond	-	5	10,00,000	-	51.50
8.34% SBI Perpetual Bond	3	-	1,00,00,000	314.42	-
Investment in bonds				416.33	463.31
At fair value through profit and loss account					
Investment in Equity Shares					
Quoted					
ICICI Bank Limited	2,039	-	10.00	27.49	-
Axis Bank Limited	2,286	-	2.00	25.19	-
Indusind Bank Limited	1,191	-	10.00	7.74	-
Apollo Tricoat Tubes Limited	940	-	2.00	14.34	-
Varun Beverages Limited	5,165	-	2.00	27.87	-
Cipla Limited	860	-	10.00	12.40	-
Sun Pharmaceutical Industries Limited	707	-	1.00	12.26	-
Crompton Greaves Consumer Electricals Limited	3,390	-	2.00	12.00	-
Page Industries Limited	31	-	10.00	13.24	-
Bharti Airtel Limited	1,124	-	5.00	19.48	-
Glenmark Pharmaceuticals Limited	1,075	-	1.00	16.57	-
Maruti Suzuki India Limited	87	-	5.00	10.02	-
Piramal Enterprises Limited	1,632	-	2.00	16.12	-
Bharti Airtel Limited_RE	799	-	-	10.34	-
Vdant Fashions Limited	1,129	-	1.00	8.76	-
Elecon Engineering Co Limited	2,033	-	1.00	9.13	-
KEI Industries Limited	256	-	2.00	7.41	-
Emami Limited	2,371	-	1.00	13.75	-
Infosys Limited	669	-	5.00	10.51	-
Aegis Logistics Limited	1,298	-	1.00	10.45	-
Investment in equity shares				285.07	-



SCM Investment & Trading Company Limited
Notes to the Financial Statements for the year ended 31 March 2025

(Rs. In lakhs)

Note 5: Investments

Particulars	No. of shares/units 31 March 2025	No. of shares/units 31 March 2024	Face Value (Rs.)	As at 31 March 2025	As at 31 March 2024
At cost					
Investment in Subsidiary Company					
Unquoted					
SIL Properties Ltd.	82,16,162	82,16,162	10.00	1,143.05	1,143.05
Investment in Subsidiary Company				1,143.05	1,143.05
At fair value through profit and loss					
Investments in mutual funds:					
Unquoted					
HDFC Balanced Advantage - Growth	33,740.831	33,740.831		165.44	152.34
Nippon India Balanced Advantage - Growth	-	81,662.503		-	126.98
HDFC Income Fund - Growth	57,530.770	57,530.770		32.94	30.35
HDFC Income Fund _Direct_ Growth	-	34,781.898		-	20.15
ICICI Prudential All Seasons Bond Fund_P_Growth	91,017.350	91,017.350		32.97	30.32
ICICI Prudential All Seasons Bond Fund_P_Direct_Growth	-	56,565.457		-	20.18
Kotak Dynamic Bond Fund _Regular Plan Growth	89,019.760	89,019.760		32.82	30.24
Kotak Dynamic Bond Fund _Direct Growth	-	54,974.326		-	20.19
Kotak Medium Term Fund _Growth	-	1,48,060.310		-	30.29
Kotak Medium Term Fund _Direct _Growth	-	89,909.816		-	20.20
SBI Dynamic Bond Fund	93,484.730	93,484.730		32.84	30.35
SBI Dynamic Bond Fund _Direct Fund	-	57,388.739		-	20.18
Icici Prudential Large & Mid Cap fund	13,690.563	-		126.74	-
HSBC Multi Cap Fund	6,41,450.831	-		107.31	-
HDFC Flexi Cap Fund	5,376.737	-		99.27	-
SBI Contra Fund	32,717.348	-		117.28	-
Mutual funds (unquoted)				747.61	531.77
Total Investment				39,317.36	32,443.24
Aggregate amount of quoted investments and market value thereof				16,427.62	15,448.71
Aggregate amount of unquoted investments				22,889.74	16,994.53

Particulars				As at 31 March 2025	As at 31 March 2024
Out of above					
In India				39,317.36	32,443.24
Outside India				-	-
				39,317.36	32,443.24

Note: -

i) The Company received dividends other than from subsidiaries of Rs. 259.65 lakhs (31st March 2024: Rs. 249.87 lakhs) from its investments in equity shares, carried at FVOCI, recognised as dividend income.

ii) The Company has designated its equity investments at FVOCI on the basis that these are not held for trading and held for strategic purposes.

iii) The Company has given an undertaking to Darbhanga Mansion Co-operative Housing Society limited not to transfer, create any charge, pledge or encumbrance or otherwise dispose of 67,500 Equity Shares held by it in Manavta Holdings Ltd. without their written consent.



SCM Investment & Trading Company Limited
Notes to the Financial Statements for the year ended 31 March 2025

(Rs. In lakhs)

Note 7: Trade payables

Particulars	As at 31 March 2025	As at 31 March 2024
Total outstanding dues of micro enterprises and small enterprises	-	-
total outstanding dues of creditors other than micro enterprises and small enterprises	0.08	0.09
	0.08	0.09

Trade Payables Ageing Schedule - Based on the requirements of Amended Schedule III
(Rs. In lakhs)

Particulars	As at 31 March 2025						
	Unbilled Due	Not Due	Upto 1 Year	1-2 Years	2-3 Years	More than 3 Years	Total
i) MSME	-	-	-	-	-	-	-
ii) Others	0.08	-	-	-	-	-	0.08
iii) Disputed Due- MSME	-	-	-	-	-	-	-
iv) Disputed Due- Others	-	-	-	-	-	-	-
Total	0.08	-	-	-	-	-	0.08

Particulars	As at 31 March 2024						
	Unbilled Due	Not Due	Upto 1 Year	1-2 Years	2-3 Years	More than 3 Years	Total
i) MSME	-	-	-	-	-	-	-
ii) Others	0.09	-	-	-	-	-	0.09
iii) Disputed Due- MSME	-	-	-	-	-	-	-
iv) Disputed Due- Others	-	-	-	-	-	-	-
Total	0.09	-	-	-	-	-	0.09

Note 8: Deferred tax liabilities (Net)

Particulars	As at 31 March 2025	As at 31 March 2024
Deferred tax liabilities		
On fair valuation of investments	4,235.40	4,002.19
	4,235.40	4,002.19

Note 9: Other non-financial liabilities

Particulars	As at 31 March 2025	As at 31 March 2024
Statutory dues	0.06	-
	0.06	-



SCM Investment & Trading Company Limited
Notes to the Financial Statements for the year ended 31 March 2025

(Rs. In lakhs)

Note 10: Equity share capital

Particulars	As at 31 March 2025	As at 31 March 2024
Authorised		
1,99,90,000 (31 March 2024: 1,99,90,000) Equity Shares of ₹ 10 each	1,999.00	1,999.00
10,000 (31 March 2024: 10,000) Preference Shares of ₹ 10 each	1.00	1.00
	2,000.00	2,000.00
Issued shares		
1,93,87,484 (31 March 2024: 1,93,87,484) Equity Shares of ₹ 10 each	1,938.75	1,938.75
	1,938.75	1,938.75
Subscribed and fully paid-up shares		
1,92,59,199 (31 March 2024: 1,92,59,199) Equity Shares of ₹ 10 each	1,925.92	1,925.92
	1,925.92	1,925.92

Terms / rights attached to equity shares

Each holder of equity shares is entitled to one vote per share. In the event of liquidation of the Company, the holders of equity shares will be entitled to receive remaining assets of the Company, after distribution of all preferential amounts. The distribution will be in proportion to the number of equity shares held by the shareholders. There is no restriction on distribution of dividend. However, same is subject to the approval of the shareholders in the Annual General Meeting.

Details of shareholders holding more than 5% shares in Company

Name of Shareholder	As at 31 March 2025		As at 31 March 2024	
	No. of shares	% of holding	No. of shares	% of holding
SIL Investments Ltd.	1,55,09,199	80.52%	1,55,09,199	80.52%
OSM Investment & Trading Co. Ltd.	18,75,000	9.74%	18,75,000	9.74%
Hargaon Investment & Trading Co. Ltd.	18,75,000	9.74%	18,75,000	9.74%

Reconciliation of number of equity shares outstanding :

Particulars	No. of Shares	Amount
Issued, Subscribed and Paid-up		
Opening balance as on 01 April 2023	1,92,59,199	1,925.92
Add: Issued during the year	-	-
Closing Balance as on 31 March 2024	1,92,59,199	1,925.92
Add: Issued during the year	-	-
Closing Balance as on 31 March 2025	1,92,59,199	1,925.92

No shares have been allotted without payment being received in cash during the five years immediately preceding the Balance Sheet date

Disclosure of shareholding of promoters

Shares held by promoters at the end of the year

Promoter name	As at 31st March 2025			As at 31st March 2024		
	No. of shares	% of total shares	% Change during the year	No. of shares	% of total shares	% Change during the year
SIL Investments Ltd.	1,55,09,199	80.52%	-	1,55,09,199	80.52%	-
OSM Investment & Trading Co. Ltd.	18,75,000	9.74%	-	18,75,000	9.74%	-
Hargaon Investment & Trading Co. Ltd.	18,75,000	9.74%	-	18,75,000	9.74%	-
Total:	1,92,59,199	100.00%	-	1,92,59,199	100.00%	-



SCM Investment & Trading Company Limited
Notes to the Financial Statements for the year ended 31 March 2025

(Rs. In lakhs)

Note 11: Other equity

Particulars	As at 31 March 2025	As at 31 March 2024
Securities Premium	694.14	694.14
Reserve fund in terms of section 45-IC(1) of the Reserve Bank of India Act, 1934	725.25	665.25
General Reserve	90.00	90.00
Retained Earnings	2,698.27	2,534.22
Equity instruments at fair value through other comprehensive income	29,088.86	22,865.81
Debt instruments at fair value through other comprehensive income	7.87	9.17
	33,304.39	26,858.59

(i) Securities Premium

Particulars	As at 31 March 2025	As at 31 March 2024
Opening balance	694.14	694.14
Closing balance	694.14	694.14

(ii) Reserve fund in terms of section 45-IC(1) of the Reserve Bank of India Act, 1934

Particulars	As at 31 March 2025	As at 31 March 2024
Opening balance	665.25	575.25
Add: Transferred during the period	60.00	90.00
Closing balance	725.25	665.25

(iii) General Reserve

Particulars	As at 31 March 2025	As at 31 March 2024
Opening balance	90.00	90.00
Closing balance	90.00	90.00

(iv) Retained Earnings

Particulars	As at 31 March 2025	As at 31 March 2024
Opening balance	2,534.22	2,149.48
Add:- Profit for the year	182.85	244.05
	2,717.07	2,393.53
Appropriations:		
Transfer to reserve fund in terms of section 45-IC(1) of the Reserve Bank of India Act, 1934	(60.00)	(90.00)
Transfer of realised gain on sale of debt instruments measured at fair value through OCI	(5.34)	-
Transfer of realised gain on sale of equity instruments measured at fair value through OCI	46.54	230.69
Closing balance	2,698.27	2,534.22

(v) Equity instruments at fair value through other comprehensive income

Particulars	As at 31 March 2025	As at 31 March 2024
Opening balance	22,865.81	16,605.81
Changes in accounting policy or prior period errors	-	-
	22,865.81	16,605.81
Change in fair value of FVOCI equity instruments	6,520.38	8,050.66
Transfer of realised gain on sale of equity instruments measured at fair value through OCI	(46.54)	(230.69)
Deferred tax	(250.79)	(1,559.97)
Closing balance	29,088.86	22,865.81

(vi) Debt instruments at fair value through other comprehensive income

Particulars	As at 31 March 2025	As at 31 March 2024
Opening balance	9.17	4.47
Changes in accounting policy or prior period errors	-	-
	9.17	4.47
Change in fair value of FVOCI debt instruments	(7.08)	6.28
Deferred tax	0.44	(1.58)
Transfer of realised gain on sale of debt instruments measured at fair value through OCI	5.34	-
Closing balance	7.87	9.17



SCM Investment & Trading Company Limited
Notes to the Financial Statements for the year ended 31 March 2025

Note 11b: Nature and purpose of other equity

Sl. No.	Paticulars	Nature and purpose of other equity
(i)	Securities Premium	Securities Premium is used to record the premium (amount received in excess of face value of equity shares) on issue of shares. The reserve can be utilised only for limited purposes such as issuance of bonus shares in accordance with the provisions of the Companies Act, 2013.
(ii)	Reserve fund in terms of section 45-IC(1) of the Reserve Bank of India Act, 1934	Reserve fund represents the reserve created pursuant to the Reserve Bank of India Act, 1934 (the "RBI Act"). In terms of Section 45-IC of the RBI Act, a Non-Banking Finance Company is required to transfer an amount not less than 20 per cent of its net profit to a Reserve Fund before declaring any dividend. Appropriation from this Reserve Fund is permitted only for the purposes specified by RBI.
(iii)	General Reserve	Pursuant to the provisions of Companies Act,1956, the Company had transferred a portion of the net profit of the Company before declaring dividend to general reserve. Mandatory transfer to general reserve is not required under the Companies Act, 2013.
(iv)	Retained Earnings	Retained earnings are the profits that a company has earned to date, less any dividends or other distributions paid to the Shareholders, net of utilisation as permitted under applicable regulations.
(v)	Equity instruments at fair value through other comprehensive income	The Company has elected to recognise changes in the fair value of investments in equity securities (other than investment in subsidiary) in other comprehensive income. These changes are accumulated within the FVOCI equity investments reserve within equity. The Company transfer the amount from FVOCI equity investments reserve to retained earnings when releant equity securities are derecognized.
(vi)	Debt instruments at fair value through other comprehensive income	Reserve on account of debt instruments measured through Other Comprehensive Income



SCM Investment & Trading Company Limited
Notes to the Financial Statements for the year ended 31 March 2025

(Rs. In lakhs)

Note 12: Interest Income

Particulars	Year ended 31 March 2025	Year ended 31 March 2024
On Financial Assets measured at fair value through OCI		
Interest income from investments	28.46	32.98
On Financial Assets measured at Amortised Cost		
Interest on deposits with bank and others	14.09	19.24
	42.55	52.22

Note 13: Net Gain/ Loss on Fair Value Changes

Particulars	Year ended 31 March 2025	Year ended 31 March 2024
On financial instruments measured at fair value through profit or loss	(32.76)	70.46
On trading portfolio		
- Investments	-	-
- Derivatives	-	-
- Others	-	-
On financial instruments designated at fair value through profit or loss	-	-
(B) Others	-	-
Total Net gain/(loss) on fair value changes	(32.76)	70.46
Fair value changes		
- Realised	33.76	-
- Unrealised	(66.52)	70.46
Total Net gain/(loss) on fair value changes *	(32.76)	70.46

* Fair value changes in this schedule are other than those arising on account of accrued interest income/expense

Note 14: Other Income

Particulars	Year ended 31 March 2025	Year ended 31 March 2024
Interest from Income Tax Department	-	0.81
	-	0.81



SCM Investment & Trading Company Limited
Notes to the Financial Statements for the year ended 31 March 2025

(Rs. In lakhs)

Note 15: Finance Costs

Particulars	Year ended 31 March 2025	Year ended 31 March 2024
On financial liabilities measured at amortised cost		
Interest paid to income tax department	0.04	-
	0.04	-

Note 16: Other expenses

Particulars	Year ended 31 March 2025	Year ended 31 March 2024
Rates & Taxes	0.13	0.15
Payment to Auditors		
As Auditors		
Audit Fee	0.15	0.35
Limited review	0.19	0.09
In other capacity for certificates & other services	0.32	0.11
Legal and Professional Fee	2.58	0.96
Service charges	8.85	7.08
Depository Charges	0.86	0.72
Bank charges	0.01	0.01
Donation	10.00	7.50
Miscellaneous expenses	0.84	1.11
	23.93	18.08



SCM Investment & Trading Company Limited
Notes to the Financial Statements for the year ended 31 March 2025

(Rs. In lakhs)

Note 17: Income tax expense

This note provides an analysis of the Company's income tax expense, shows amounts that are recognised in profit or loss or other comprehensive income and how the tax expense is affected by non-assessable and non-deductible items.

Particulars	31 March 2025	31 March 2024
(a) Income tax expense		
<i>Current tax</i>		
Current tax expense for the year	81.60	93.50
Current tax expense / (benefit) pertaining to prior years	(1.84)	-
Total current tax expense	79.76	93.50
<i>Deferred tax</i>		
Decrease (increase) in deferred tax assets	-	-
(Decrease) increase in deferred tax liabilities	(17.14)	17.73
Total deferred tax expense/(benefit)	(17.14)	17.73
Income tax expense	62.62	111.23

Particulars	31 March 2025	31 March 2024
Current tax expense recognised in profit or loss		
Current tax on profits for the year	81.60	93.50
Current tax expense / (benefit) pertaining to prior years	(1.84)	-
Total current tax expense (A)	79.76	93.50
Deferred tax expense/(income) recognised in profit or loss		
Deferred taxes	(17.14)	17.73
Total deferred tax expense recognised in profit or loss (B)	(17.14)	17.73
Deferred tax expense recognised in Other comprehensive income		
Deferred taxes	250.35	1,561.55
Total deferred tax expense recognised in Other comprehensive income (C)	250.35	1,561.55
Total deferred tax for the year (B+C)	233.21	1,579.28
Total income tax expense recognised in profit or loss (A+B)	62.62	111.23
Total income tax expense recognised in Other comprehensive income (C)	250.35	1,561.55
Total income tax expense (A+B+C)	312.97	1,672.78

(b) Reconciliation of tax expense and the accounting profit multiplied by tax rate:

Particulars	31 March 2025	31 March 2024
Profit before tax	245.47	355.28
Tax at the rate of 25.17% (2022-23 – 25.17%)	61.79	89.43
Income exempt from tax		
Others	2.67	21.80
Adjustment for current tax of prior periods	(1.84)	-
Total income tax expense/(credit)	62.62	111.23



SCM Investment & Trading Company Limited
Notes to the Financial Statements for the year ended 31 March 2025

(Rs. In lakhs)

Note 18: Earnings per share

Particulars	31 March 2025	31 March 2024
(a) Profit attributable to equity holders of the company used in calculating basic and diluted earnings per share	182.85	244.05
(b) Weighted average number of equity shares used as the denominator in calculating basic and diluted earnings per share (in numbers)	1,92,59,199	1,92,59,199
(c) Nominal value of Equity Share (in Rs.)	10	10
(d) Basic and diluted earnings per share (Rs.)	0.95	1.27

Note 19: Commitments

(As certified by the management)

Particulars	31 March 2025	31 March 2024
Uncalled liability of shares and other investment partly paid up	64.51	64.51

Note 20: Segment Reporting

According to Ind AS 108, identification of operating segments is based on Chief Operating Decision Maker (CODM) approach for making decisions about allocating resources to the segment and assessing its performance. The business activity of the company falls within one business segment viz. "investment and lending activities". Hence, the disclosure requirement of Ind AS 108 of 'Segment Reporting' is not considered applicable.

Note 21: Details of dues to Micro, Small and Medium Enterprises as per MSMED Act, 2006

Based on the information received by the Company from "suppliers" regarding their status under the Micro, Small and Medium Enterprises Development Act, 2006, there are no amounts due to any suppliers covered under this Act as at the balance sheet date and hence, disclosures relating to amounts unpaid as at the year end together with interest paid / payable as required under the said Act have not been given. Auditors have relied on this.



SCM Investment & Trading Company Limited
Notes to the Financial Statements for the year ended 31 March 2025

(Rs. In lakhs)

Note : 22 Financial Instruments

The Company maintains policies and procedures to value financial assets or financial liabilities using the best and most relevant data available. The fair values of the financial assets and liabilities are included at the amount that would be received to sell an asset or paid to transfer a liability in an orderly transaction between market participants at the measurement date.

Financial Assets and Liabilities

The carrying value of financial instruments by categories as at 31 March 2025 is as follows:

	Fair value through Profit or Loss	Fair value through Other Comprehensive Income	Amortised cost	Investment in Subsidiary at Cost	Total carrying value
Financial Assets:					
Investments	1,032.68	37,141.63	-	1,143.05	39,317.36
Cash and cash equivalents	-	-	48.66	-	48.66
Other bank balances	-	-	80.04	-	80.04
Other Financial assets	-	-	10.66	-	10.66
Total	1,032.68	37,141.63	139.36	1,143.05	39,456.72
Financial Liabilities:					
Trade payables	-	-	0.08	-	0.08
Total	-	-	0.08	-	0.08

The carrying value of financial instruments by categories as at 31 March 2024 is as follows:

	Fair value through Profit or Loss	Fair value through Other Comprehensive Income	Amortised cost	Investment in Subsidiary at Cost	Total carrying value
Financial Assets:					
Investments	531.77	30,768.42	-	1,143.05	32,443.24
Cash and cash equivalents	-	-	6.03	-	6.03
Other bank balances	-	-	300.63	-	300.63
Other Financial assets	-	-	33.31	-	33.31
Total	531.77	30,768.42	339.97	1,143.05	32,783.21
Financial Liabilities:					
Trade payables	-	-	0.09	-	0.09
Total	-	-	0.09	-	0.09

Carrying amounts of cash and cash equivalents, other bank balances and trade payables as on 31 March 2025 and 31 March 2024 approximate the fair value because of their short-term nature. Difference between carrying amounts and fair values of other financial assets subsequently measured at amortised cost is not significant in each of the years presented.



SCM Investment & Trading Company Limited
Notes to the Financial Statements for the year ended 31 March 2025

(Rs. In lakhs)

Fair value hierarchy

The Company measures fair values using the following fair value hierarchy, which reflects the significance of the inputs used in making the measurements:

Level 1: Inputs are quoted prices (unadjusted) in active markets for identical assets or liabilities that the Company can access at measurement date.

Level 2: Inputs are inputs, other than quoted prices included within level 1, that are observable for the asset or liability, either directly or indirectly; (i.e. derived from prices). This category includes instruments valued using: quoted market prices in active markets for similar instruments; quoted prices for identical or similar instruments in markets that are considered less than active; or other valuation techniques in which all significant inputs are directly or indirectly observable from market data.

Level 3: This level of hierarchy includes financial assets and liabilities measured using inputs that are not based on observable market data (unobservable inputs). Fair values are determined in whole or in part, using a valuation model based on assumptions that are neither supported by prices from observable current market transactions in the same instrument nor are they based on available market data. This level of hierarchy includes Company's investments in equity shares which are unquoted or for which quoted prices are not available at the reporting dates.

The Company's policy is to recognise transfers into and transfers out of fair value hierarchy levels as at the end of the reporting period. There were no transfers between level 1 and level 2 fair value measurements during the year ended 31 March 2025 and 31 March 2024.

Financial Instruments

Particulars	31 March 2025			
	Level 1	Level 2	Level 3	Total
Financial assets:				
Quoted equity shares	15,548.75	-	-	15,548.75
Unquoted equity shares	-	-	21,461.62	21,461.62
Bonds	416.33	-	-	416.33
Mutual Funds	747.61	-	-	747.61
	16,712.69	-	21,461.62	38,174.31

Particulars	31 March 2024			
	Level 1	Level 2	Level 3	Total
Financial assets:				
Quoted equity shares	14,985.40	-	-	14,985.40
Unquoted equity shares	-	-	15,319.71	15,319.71
Bonds	463.31	-	-	463.31
Mutual Funds	531.77	-	-	531.77
	15,980.48	-	15,319.71	31,300.19

The following table summarises disclosure of fair value of financial assets and liabilities measured at amortised cost:

Measured at Level 3	31 March 2025		31 March 2024	
	Carrying Value	Fair value	Carrying Value	Fair value
Financial Assets at amortised cost:				
Cash and cash equivalents	48.66	48.66	6.03	6.03
Other bank balances	80.04	80.04	300.63	300.63
Other financial assets	10.66	10.66	33.31	33.31
Total	139.36	139.36	339.97	339.97
Financial Liabilities at amortised cost				
Trade payables	0.08	0.08	0.09	0.09
Total	0.08	0.08	0.09	0.09

Valuation technique used to determine fair value

Specific valuation techniques used to value financial instruments include:

- The fair value of investments in quoted equity shares is based on the current bid price of respective investment as at the balance sheet date.
- In case of unquoted equity shares and preference shares, the Company has used valuation report of external valuer. Valuation was derived using discounted cash flow method which was based on present value of the expected future economic benefit or net assets value method.



SCM Investment & Trading Company Limited
Notes to the Financial Statements for the year ended 31 March 2025

(Rs. In lakhs)

Note : 23 Financial Risk Management

Risk Management

The Company's primary focus is to foresee the unpredictability of financial markets and seek to minimize potential adverse effects on its financial performance. The financial risks are managed in accordance with the Company's risk management policy which has been approved by its Board of Directors. The Company's Board of Directors has overall responsibility for managing the risk profile of the Company. The purpose of risk management is to identify potential problems before they occur, so that risk-handling activities may be planned and invoked as needed to manage adverse impacts on achieving objectives.

The Audit Committee of the Company reviews the development and implementation of the risk management policy of the Company on periodic basis. The Audit Committee provides guidance on the risk management activities, review the results of the risk management process and reports to the Board of Directors on the status of the risk management initiatives. The Company has exposure to the following risks arising from Financial Instruments:

The Company's activities are exposed to a variety of financial risks: credit risk, liquidity risk and market risk (i.e. price risk).

This note explains the sources of risk which the entity is exposed to and how the entity manages the risk and the impact of it in the financial statements.

Risk	Exposure arising from	Measurement	Management
Credit risk	Cash and cash equivalents, loans, trade and other receivables, financial assets measured at amortised cost	Ageing analysis	Credit limit and credit worthiness monitoring, credit based approval process.
Liquidity risk	Other liabilities	Cash flow forecasts	Availability of committed credit lines and borrowing facilities
Market risk – security prices	Investments in equity securities	Sensitivity analysis	Regular monitoring of security prices

(A) Credit risk

Credit risk is the risk of financial loss to the Company if a customer or counterparty to a financial instrument fails to meet its contractual obligations and arises principally from the Company's trade and other receivables, cash and cash equivalents, and financial assets measured at amortised cost. Exposure to credit risk is mitigated through regular monitoring of collections, counterparty's creditworthiness and diversification in exposure. The maximum exposure to credit risk at the reporting date is the carrying value of each class of financial assets disclosed in note 22.

i) Financial instruments and deposits

Credit risk from balances with banks and investments is managed by the Company's finance department in accordance with the Company's policy. Investments of surplus fund in mutual funds, bonds, direct equity and government securities are made only with approved counterparties and within credit limits assigned to each counterparty, if any. Counterparty credit limits are reviewed by the Company's Board of Directors on an annual basis, and may be updated throughout the year subject to approval of the Company's Board of Directors. The limits are set to minimise the concentration of risks and therefore mitigate financial loss through counterparty's potential failure to make payments.

Credit risk from investment in mutual funds, bonds and other balances with bank is limited because the counterparties are banks and recognised financial institutions with high credit ratings assigned by the credit rating agencies

The Company's maximum exposure to credit risk for the components of the balance sheet is the carrying amounts as disclosed in note 22.



SCM Investment & Trading Company Limited
Notes to the Financial Statements for the year ended 31 March 2025

(Rs. In lakhs)

Note 23: Financial Risk Management (continued)

(B) Liquidity risk

Liquidity risk is defined as the risk that the Company will encounter difficulty in meeting obligations associated with financial liabilities that are settled by delivering cash or another financial asset. Liquidity risk arises because of the possibility that the Company might be unable to meet its payment obligations when they fall due as a result of mismatches in the timing of the cash flows under both normal and stress circumstances. Such scenarios could occur when funding needed for illiquid asset positions is not available to the Company on acceptable terms. To limit this risk, management has adopted a policy of managing assets with liquidity in mind and monitoring future cash flows and liquidity on a regular basis. The Company has developed internal control processes for managing liquidity risk.

The Company maintains a portfolio of highly marketable and diverse assets that are assumed to be easily liquidated in the event of an unforeseen interruption in cash flow. The Company assesses the liquidity position under a variety of scenarios, giving due consideration to stress factors relating to both the market in general and specifically to the company.

(i) Maturities of financial liabilities

The tables below analyse the Company's financial liabilities into relevant maturity groupings based on their contractual maturities for:

- all financial liabilities

The amounts disclosed in the table are the contractual undiscounted cash flows. Balances due within 12 months equal their carrying balances as the impact of discounting is not significant.

Contractual maturities of financial liabilities 31 March, 2025	Less than 1 year	More than 1 year	Total
Trade payables	0.08	-	0.08
Total financial liabilities	0.08	-	0.08

Contractual maturities of financial liabilities 31 March 2024	Less than 1 year	More than 1 year	Total
Trade payables	0.09	-	0.09
Total financial liabilities	0.09	-	0.09



SCM Investment & Trading Company Limited
Notes to the Financial Statements for the year ended 31 March 2025

(Rs. In lakhs)

Note 23: Financial Risk Management (continued)

(C) Market risk

Market risk is the risk that the fair value of future cash flows of a financial instrument will fluctuate because of changes in market prices. Market risk comprises three types of risks: Foreign currency risk, interest rate risk and price risk

(i) Foreign currency risk

Foreign Currency risk is the risk that the fair value or future cash flows of a financial instrument will fluctuate because of changes in foreign exchange rates.

The Company's transactions are denominated only in INR and hence the Company is not exposed to any foreign currency risk.

(ii) Interest rate risk

The Company's investments are primarily in fixed rate interest / dividend bearing instruments. Accordingly, the exposure to interest rate risk is also insignificant.

(iii) Price risk

The risk that the fair value or future cash flows of a financial instrument will fluctuate because of changes in market prices (other than those arising from interest rate risk or currency risk), whether those changes are caused by factors specific to the individual financial instrument or its issuer or by factors affecting all similar financial instruments traded in the market.

The Company's exposure to securities price risk arises from investments in equity instruments held by the Company and classified in the balance sheet at fair value through other comprehensive income. To manage its price risk arising from investments in equity securities, the Company does regular monitoring of security prices. In general, these investments are not held for trading purposes.

Sensitivity

The table below summarises the impact of increase/decrease of the index on the Company's equity and profit for the period. The analysis is based on the assumption that the equity index had increased/decreased by 5% with all other variable held constant, and that all the Company's equity instruments moved in line with the index.

Particulars	Impact on profit before tax		Equity, net of tax	
	31 March 2025	31 March 2024	31 March 2025	31 March 2024
5% Increase	14.25	-	12.22	-
5% Decrease	(14.25)	-	(12.22)	-

Particulars	Impact on other comprehensive income before tax		Equity, net of tax	
	31 March 2025	31 March 2024	31 March 2025	31 March 2024
5% Increase	763.18	749.27	654.05	662.00
5% Decrease	(763.18)	(749.27)	(654.05)	(662.00)

Note 24: Capital management

The Company is registered as a Non-Banking Financial (NBFC-ND-SI) with Reserve Bank of India (RBI). Equity share capital and other equity are considered for the purpose of Company's capital management. The Company manages its capital in a manner which enables it to safeguard its ability to continue as a going concern and to optimise returns to the Shareholders. The capital structure of the Company is based on management's judgement of its strategic and day-to-day needs with a focus on total equity so as to maintain investor, creditors and market confidence. The funding requirements are met through operating cash flows and other equity. The management monitors the return on capital and the board of directors monitors the level of dividends paid to shareholders of the Company. The Company may take appropriate steps in order to maintain, or if necessary adjust, its capital structure.



SCM Investment & Trading Company Limited
Notes to the Financial Statements for the year ended 31 March 2025

(Rs. In lakhs)

25

Related Party Disclosures

A. Related parties and their relationships

I Where control exist:

- | | | |
|-------------------------|---|-------------------------|
| (i) Holding Company | : | SIL Investments Limited |
| (ii) Subsidiary Company | : | SIL Properties Limited |

II. Other related parties:

- | | | |
|--|---|--|
| (i) Entities under the control of SIL Investment Limited | : | RTM Investment & Trading Company Limited - Fellow Subsidiary
RTM Properties Limited - Subsidiary of fellow Subsidiary |
|--|---|--|

III Key Management Personnel

- | | | |
|------------------------------|---|-------------------|
| Smt Shalini Nopany | : | Director |
| Shri Dilip Patodia | : | Director |
| Shri Himanshu Bajaj | : | Managing Director |
| Shri Subramanian Sathyamurty | : | Director |
| Shri Vikash Goyal | : | Director |
| Shri Ashok Kumar Daga | : | CFO |
| Shri Lokesh Ashwin Gandhi | : | Company Secretary |

IV Relatives of Key Management Personnel:

Shri Chandra Shekhar Nopany

V Transaction during the Year : NIL

The Company has not granted any loans or advances in the nature of loans to promoters, directors, KMPs and the related parties, other than those disclosed above, either severally or jointly with any other person during the year.



SCM Investment & Trading Company Limited
Notes to the Financial Statements for the year ended 31 March 2025

(Rs. In lakhs)

Note 26: Asset Liability Management

The table below shows an analysis of assets and liabilities analysed (maturity analysis) according to when they are to be recovered or settled.

Particulars	As at 31 March 2025			As at 31 March 2024		
	Within 12 months	After 12 months	Total	Within 12 months	After 12 months	Total
ASSETS						
Financial assets						
Cash and cash equivalents	48.66	-	48.66	6.03	-	6.03
Other bank balances	80.04	-	80.04	300.63	-	300.63
Investments	-	39,317.36	39,317.36	-	32,443.24	32,443.24
Other Financial assets	10.66	-	10.66	33.31	-	33.31
Non - financial Assets						
Current tax assets(net)	9.13	-	9.13	3.58	-	3.58
Total	148.49	39,317.36	39,465.85	343.55	32,443.24	32,786.79
LIABILITIES						
Financial Liabilities						
Trade Payables	0.08	-	0.08	0.09	-	0.09
Non-Financial Liabilities						
Deferred tax liabilities (Net)	-	4,235.40	4,235.40	-	4,002.19	4,002.19
Other non financial liabilities	0.06	-	0.06	-	-	-
Total	0.14	4,235.40	4,235.54	0.09	4,002.19	4,002.28



SCM Investment & Trading Company Limited
Notes to the Financial Statements for the year ended 31 March 2025

(Rs. In lakhs)

27 a) The Company is a Non-Banking Financial Company (NBFC) registered with The Reserve Bank of India (RBI) vide certificate of Registration bearing No.05.02417 dated 18th May 1998.

b) In terms of RBI regulations Master Direction – Reserve Bank of India (Non-Banking Financial Company – Scale Based Regulation) Directions, 2023 Schedule to the Balance Sheet and other disclosure (as applicable) are as under.

SCHEDULE TO THE BALANCE SHEET OF NON -BANKING FINANCIAL COMPANY

(Rs.in Lakhs)

PARTICULARS	Amount Outstanding		Amount Overdue	
	As at 31 March 2025	As at 31 March 2024	As at 31 March 2025	As at 31 March 2024
Liabilities Side				
1) Loans and Advances availed by the NBFC'S inclusive of interest accrued thereon but not paid				
(a) Debentures: Secured	Nil	Nil	Nil	Nil
Unsecured (Other than falling within the meaning of Public Deposits)	Nil	Nil	Nil	Nil
(b) Deferred Credits	Nil	Nil	Nil	Nil
(c) Term Loans	Nil	Nil	Nil	Nil
(d) Inter-Corporate Loans and Borrowings (including interest accrued & due thereon)	Nil	Nil	Nil	Nil
(e) Commercial Paper	Nil	Nil	Nil	Nil
(f) Other Loans (specify nature)	Nil	Nil	Nil	Nil
Assets Side				
2) Break-up of Loans and Advances including Bills receivables (other than those included in (3) below)				
(a) Secured	Nil	Nil	Nil	Nil
(b) Unsecured (including Interest accrued thereon)	Nil	Nil	Nil	Nil
3) Break-up of Leased Assets and Stock on Hire and other assets counting towards AFC activities				
(i) Lease Assets including lease rentals under sundry debtors:	Nil	Nil	Nil	Nil
(a) Financial Lease				
(b) Operating Lease				
(ii) Stock on hire including hire charges under sundry debtors				
(a) Assets on Hire	Nil	Nil	Nil	Nil
(b) Repossessed Assets	Nil	Nil	Nil	Nil
(iii) Other Loans counting towards AFC activities				
(a) Loans where assets have been repossessed	Nil	Nil	Nil	Nil
(b) Loans other than (a) above	Nil	Nil	Nil	Nil
4) Break-up of Investments:				
Current Investments:				
1. Quoted:				
(i) Shares (a) Equity	Nil	Nil	Nil	Nil
(b) Preference	Nil	Nil	Nil	Nil
(ii) Debentures and Bonds	Nil	Nil	Nil	Nil
(iii) Units of Mutual Funds	Nil	Nil	Nil	Nil
(iv) Government Securities	Nil	Nil	Nil	Nil
(v) Others (please specify)	Nil	Nil	Nil	Nil
2. Unquoted				
(i) Shares (a) Equity	Nil	Nil	Nil	Nil
(b) Preference	Nil	Nil	Nil	Nil
(ii) Debentures and Bonds	Nil	Nil	Nil	Nil
(iii) Units of Mutual Funds	Nil	Nil	Nil	Nil
(iv) Government Securities	Nil	Nil	Nil	Nil
(v) Others (please specify)	Nil	Nil	Nil	Nil
Long Term Investments				
1. Quoted:				
(i) Shares (a) Equity	15,548.75	14,985.40	Nil	Nil
(b) Preference	Nil	Nil	Nil	Nil
(ii) Debentures and Bonds	416.33	463.31	Nil	Nil
(iii) Units of Mutual Funds	Nil	Nil	Nil	Nil
(iv) Government Securities	Nil	Nil	Nil	Nil
(v) Others (please specify)	Nil	Nil	Nil	Nil
2. Unquoted				
(i) Shares (a) Equity	22,604.67	16,462.76	Nil	Nil
(b) Preference	Nil	Nil	Nil	Nil
(ii) Debentures and Bonds	Nil	Nil	Nil	Nil
(iii) Units of Mutual Funds	747.61	531.77	Nil	Nil
(iv) Government Securities	Nil	Nil	Nil	Nil
(v) Others - Jewellery	Nil	Nil	Nil	Nil
(vi) Others - Trust fund	Nil	Nil	Nil	Nil

Footnotes

1. Investments in equity shares of subsidiary is shown at cost.



SCM Investment & Trading Company Limited
Notes to the Financial Statements for the year ended 31 March 2025

(Rs. In lakhs)

5) Borrower group-wise classification of Assets financed as in (2) and (3) above

	Category	Amount net of provisions					
		Secured		Unsecured		Total	
		As at 31 March 2025	As at 31 March 2024	As at 31 March 2025	As at 31 March 2024	As at 31 March 2025	As at 31 March 2024
1.	Related Parties						
	(a) Subsidiaries	Nil	Nil	Nil	Nil	Nil	Nil
	(b) Companies in the same group	Nil	Nil	Nil	Nil	Nil	Nil
	(c) Other related parties	Nil	Nil	Nil	Nil	Nil	Nil
2.	Other than related parties	Nil	Nil	Nil	Nil	Nil	Nil
	Total	Nil	Nil	Nil	Nil	Nil	Nil

6) Investor group-wise classification of all investments

(current and long term) in shares and securities both quoted and unquoted)

Category		Market Value/Break value or Fair Value or NAV*		Book Value (Net of Provisions)	
		As at 31 March 2025	As at 31 March 2024	As at 31 March 2025	As at 31 March 2024
1.	Related Parties				
	(a) Subsidiaries	1,143.05	1,143.05	1,143.05	1,143.05
	(b) Companies in the same group	36,653.22	30,140.47	36,653.22	30,140.47
	(c) Other related parties	Nil	Nil	Nil	Nil
2.	Other than related parties	1,521.09	1,159.72	1,521.09	1,159.72
	Total	39,317.36	32,443.24	39,317.36	32,443.24

7)	Particulars	As at 31 March 2025	As at 31 March 2024
	Movement of non-performing assets		
	Net NPA to net Advances (%)		
	Movement of non-performing assets (Gross)		
	(a) Opening balance	-	-
	(b) Change during the year #	-	-
	(c) Closing balance	-	-
	Movement of net non-performing assets		
	(a) Opening balance	-	-
	(b) Change during the year #	-	-
	(c) Closing balance	-	-
	Movement of provisions for non-performing assets (excluding provisions on standard assets)		
	(a) Opening balance	-	-
	(b) Change during the year #	-	-
	(c) Closing balance	-	-
	# Change during the year includes addition, write-offs and recoveries.		

8) Other Information

Particulars	As at 31 March 2025	As at 31 March 2024
	Amount	Amount
i) Gross Non-Performing Assets		
(a) Related Parties	Nil	Nil
(b) Other than related parties	Nil	Nil
ii) Net Non-Performing Assets		
(a) Related Parties	Nil	Nil
(b) Other than related parties	Nil	Nil
iii) Assets acquired in satisfaction of debt	Nil	Nil

9) Exposures

(i) Exposure to Real Estate Sector Nil Nil

(ii) Exposure to Capital Market

Particulars	As at 31 March 2025	As at 31 March 2024
Direct investment in equity shares, convertible bonds, convertible debentures and units of equity-oriented mutual funds the corpus of which is not exclusively invested in corporate debt;	16,164.79	15,264.72
Others- Bonds & Debt oriented Mutual Fund	547.90	715.76
Advances against shares / bonds / debentures or other securities or on clean basis to individuals for investment in shares (including IPOs / ESOPs), convertible bonds, convertible debentures, and units of equity-oriented mutual funds;	-	-
Advances for any other purposes where shares or convertible bonds or convertible debentures or units of equity oriented mutual funds are taken as primary security;	-	-
Advances for any other purposes to the extent secured by the collateral security of shares or convertible bonds or convertible debentures or units of equity oriented mutual funds i.e. where the primary security other than shares / convertible bonds / convertible debentures / units of equity oriented mutual funds does not fully cover the advances;	-	-
Secured and unsecured advances to stockbrokers and guarantees issued on behalf of stockbrokers and market makers;	-	-
Loans sanctioned to corporates against the security of shares / bonds / debentures or other securities or on clean basis for meeting promoter's contribution to the equity of new companies in anticipation of raising resources;	-	-
Bridge loans to companies against expected equity flows / issues;	-	-
All exposures to Venture Capital Funds (both registered and unregistered)	-	-



SCM Investment & Trading Company Limited
Notes to the Financial Statements for the year ended 31 March 2025

(Rs. In lakhs)

10) Asset Liability Management

Maturity pattern of certain items of Assets and Liabilities

		1 day to 30/31 days one month	Over 1 month to 2 months	Over 2 months upto 3 months	Over 3 months upto 6 months	Over 6 months upto 1 year	Over 1 year to 3 years	Over 3 year to 5 years	Over 5 year	Total
Liabilities										
Borrowings from Banks	2024-2025	Nil	Nil	Nil	Nil	Nil	Nil	Nil	Nil	Nil
	2023-2024	Nil	Nil	Nil	Nil	Nil	Nil	Nil	Nil	Nil
Market Borrowings	2024-2025	Nil	Nil	Nil	Nil	Nil	Nil	Nil	Nil	Nil
	2023-2024	Nil	Nil	Nil	Nil	Nil	Nil	Nil	Nil	Nil
Assets										
Advances	2024-2025	Nil	Nil	Nil	Nil	Nil	Nil	Nil	Nil	Nil
	2023-2024	Nil	Nil	Nil	Nil	Nil	Nil	Nil	Nil	Nil
Investments*	2024-2025	Nil	Nil	Nil	Nil	Nil	285.07	Nil	39,032.29	39,317.36
	2023-2024	Nil	Nil	Nil	Nil	Nil	Nil	Nil	32,443.24	32,443.24

*Maturity pattern for long term investments in equity shares cannot be identified, however, Company intend to keep it for long period.

11) Particulars


	As at 31 March 2025	As at 31 March 2024
Asset Classification		
(a). Standard Assets**	Nil	Nil
(b). Sub Standard Assets	Nil	Nil
(c). Doubtful	Nil	Nil
(d) . Loss Assets	Nil	Nil

12)

Disclosure of customer complaints	For the Year ended 31 March 2025	For the Year ended 31 March 2024
a) No. of complaints pending at the beginning of the year	-	-
b) No. of complaints received during the year	-	-
c) No. of complaints redressed during the year	-	-
d) No. of complaints pending at the end of the year	-	-

13)

	For the Year ended 31 March 2025	For the Year ended 31 March 2024
Information on instances of fraud identified during the year \$\$		
cash embezzlement and snatching		
No. of cases	-	-
Amount of fraud	-	-
Amount provided for	-	-
Loans given against fictitious documents		
No. of cases	-	-
Amount of fraud	-	-
Recovery	-	-
Amount provided for	-	-
\$\$ as identified by the management	-	-



SCM Investment & Trading Company Limited
Notes to the Financial Statements for the year ended 31 March 2025

(Rs. In lakhs)

c) Additional disclosures pursuant to the RBI guidelines and notification:

1 Capital

Items

Capital to risk / weighted assets ratio (CRAR) (%)*

CRAR-Tier I capital (%)*

CRAR-Tier II capital (%)*

Amount of Subordinate debt raised as Tier-II capital

Amount raised by issue of perpetual debt instruments

* The above calculation has been as per RBI Notification No. DNBR.009/ CGM(CDS)-2015 dated March 27, 2015

As at 31 March 2025	As at 31 March 2024
122.19	137.15
122.19	137.15
-	-
-	-

2 Investments

A) Investment according to geographical location

i) Gross value of investments

(a) In india

(a) Outside india

ii) Provision for diminution on investments

(a) In india

(b) Outside india

iii) Net value of Investments

(a) In india

(a) Outside india

B) Movement of provisions held towards diminution on investments

i) Opening balance

ii) Add: Provisions made during the year

iii) Less: Write-off/ write-back of excess provisions during the year

iv) Closing balance

39,317.36	32,443.24
-	-
-	-
-	-
39,317.36	32,443.24
-	-
-	-
-	-
-	-

3 Derivatives

The Company does not have any derivatives exposure in the current and previous year

4 Disclosure relating to Securitisation

A) The Company does not have any Securitisation exposure in the current and previous year

B) Details of Financial assets sold to securitisation / reconstruction company for assets reconstruction

The company has not sold any financial assets to Securitisation / Reconstruction company for assets reconstruction during the current and previous year.

C) Details of Assignment transactions undertaken by applicable NBFCs

(i) No. of accounts

(ii) Aggregate value (net of provisions) of accounts sold

(iii) Aggregate consideration

(iv) Additional consideration realized in respect of accounts transferred in earlier years

(v) Aggregate (gain) / loss over net book value

Year ended 31 March 2025	Year ended 31 March 2024
-	-
-	-
-	-
-	-
-	-

D) Details of non performing financials assets purchased / sold

The company has not purchased / sold any non-performing financial assets (relating to securitisation) during the current and previous year

5 Miscellaneous

A) Registration obtained from other financial sector regulators

The Company is registered with following other financial sector regulators (Financial regulators as described by Ministry of Finance):

(i) Ministry of Corporate Affairs

B) Disclosures of penalties imposed by RBI and other regulators

No penalties imposed by RBI or other financial sector regulators during the current and previous year.

C) Related party transactions

Details of all material related party transactions are disclosed in note 25

D) Ratings assigned by credit rating agencies and migration of ratings during the year

No credit rating has been done by the company during the financial year.

E) Remuneration of directors

No remuneration has been paid to any director.

6 Additional Disclosures

A) Provisions and contingencies

Break up of 'provisions and contingencies' shown under the head expenditure in statement of Profit and Loss

Provisions for diminution on investment

Provision made towards income tax

Provision made towards deferred tax

Other provision and contingencies (employee benefits)

Contingent provision against Standard Assets

Year ended 31 March 2025	Year ended 31 March 2024
-	-
81.60	93.50
-	-
-	-
-	-

B) Draw down from reserves

There have been no instances of draw down from reserves by the company during the current and previous year.

C) Concentration of advances, exposures and NPAs

(to the extent identified by the management)

a. Concentration of advances

Total advances to twenty largest borrowers

Percentage of exposure to twenty largest borrowers as total exposure

b. Concentration of exposure

Total exposure to twenty largest borrowers

Percentage of exposure to twenty largest borrowers as total exposure

c. Concentration of non-performing assets

Total Exposure to top four non-performing accounts



SCM Investment & Trading Company Limited
Notes to the Financial Statements for the year ended 31 March 2025

(Rs. In lakhs)

D) Comparison between provisions required under Income Recognition, Asset Classification and Provisioning (IRACP)

Asset Classification as per RBI Norms	Asset classification as per Ind AS 109	Gross Carrying Amount as per Ind AS	Loss Allowances (Provisions) as required under Ind AS 109	Net Carrying Amount	Provisions required as per IRACP norms	Difference between Ind AS 109 provisions and IRACP norms
(1)	(2)	(3)	(4)	(5) = (3) - (4)	(6)	(7) = (4) - (6)
As at 31 March 2025						
Performing Assets:						
Standard	Stage 1	-	-	-	-	-
	Stage 2	-	-	-	-	-
Sub-total for standard		-	-	-	-	-
Non-Performing Assets (NPA):						
Substandard	Stage 3	-	-	-	-	-
Doubtful -						
- upto 1 year	Stage 3	-	-	-	-	-
- 1 to 3 years	Stage 3	-	-	-	-	-
- more than 3 years	Stage 3	-	-	-	-	-
Sub-total for doubtful		-	-	-	-	-
Loss	Stage 3	-	-	-	-	-
Sub-total for NPA		-	-	-	-	-


Asset Classification as per RBI Norms	Asset classification as per Ind AS 109	Gross Carrying Amount as per Ind AS	Loss Allowances (Provisions) as required under Ind AS 109	Net Carrying Amount	Provisions required as per IRACP norms	Difference between Ind AS 109 provisions and IRACP norms
(1)	(2)	(3)	(4)	(5) = (3) - (4)	(6)	(7) = (4) - (6)
Other items such as guarantees, loan commitments, etc. which are in the scope of Ind AS 109 but not covered under current Income Recognition, Asset Classification and Provisioning (IRACP) norms	Stage 1	-	-	-	-	-
	Stage 2	-	-	-	-	-
	Stage 3	-	-	-	-	-
Sub-total		-	-	-	-	-
Total		-	-	-	-	-
	Stage 1	-	-	-	-	-
	Stage 2	-	-	-	-	-
	Stage 3	-	-	-	-	-
Total		-	-	-	-	-

As at 31 March 2024

Performing Assets:

Standard	Stage 1	-	-	-	-	-
	Stage 2	-	-	-	-	-
Sub-total for standard		-	-	-	-	-
Non-Performing Assets (NPA):						
Substandard	Stage 3	-	-	-	-	-
Doubtful -						
- upto 1 year	Stage 3	-	-	-	-	-
- 1 to 3 years	Stage 3	-	-	-	-	-
- more than 3 years	Stage 3	-	-	-	-	-
Sub-total for doubtful		-	-	-	-	-
Loss	Stage 3	-	-	-	-	-
Sub-total for NPA		-	-	-	-	-

Other items such as guarantees, loan commitments, etc. which are in the scope of Ind AS 109 but not covered under current Income Recognition, Asset Classification and Provisioning (IRACP) norms	Stage 1	-	-	-	-	-
	Stage 2	-	-	-	-	-
	Stage 3	-	-	-	-	-
Sub-total		-	-	-	-	-
Total		-	-	-	-	-
	Stage 1	-	-	-	-	-
	Stage 2	-	-	-	-	-
	Stage 3	-	-	-	-	-
Total		-	-	-	-	-



SCM Investment & Trading Company Limited
Notes to the Financial Statements for the year ended 31 March 2025

28 Additional regulatory information required by Schedule III

i) Benami Property

No proceedings have been initiated on or are pending against the company for holding benami property under the Benami Transactions (Prohibition) Act, 1988 (45 of 1988) and Rules made thereunder.

ii) Wilful defaulter

The Company has not been declared wilful defaulter by any bank or financial institution or government or any government authority.

iii) Relationship with struck off companies

The Company has not entered into any transactions with the companies struck off under the Companies Act, 2013 or the Companies Act, 1956.

iv) Compliance with number of layers of companies

There is no non-compliance with regard to the number of layers of companies prescribed under clause (87) of section 2 of the Act read with Companies (Restriction on number of Layers) Rules, 2017.

v) Compliance with approved scheme(s) of arrangements

The Company has not entered into any scheme of arrangement which has an accounting impact on current or previous financial year.

vi) Undisclosed income

The company has not surrendered or disclosed any income during the current or previous year in the tax assessments under the Income Tax Act, 1961, that has not been recorded in the books of account.

vii) Details of crypto currency or virtual currency

The Company has not traded or invested in crypto currency or virtual currency during the current or previous year.

viii) Corporate Social Responsibility

The Company is not covered under section 135 of the companies Act 2013 and rules made thereunder.



SCM Investment & Trading Company Limited
Notes to the Financial Statements for the year ended 31 March 2025

29 Significant accounting judgements, estimates and assumptions

The preparation of the Company's financial statements requires management to make judgements, estimates and assumptions that affect the reported amounts of revenues, expenses, assets and liabilities, and the accompanying disclosures, and the disclosure of contingent liabilities. Uncertainty about these assumptions and estimates could result in outcomes that require a material adjustment to the carrying amount of assets or liabilities affected in future periods.

JUDGEMENTS

In the process of applying the Company's accounting policies, management has made the following judgements, which have the most significant effect on the amounts recognised in the financial statements.

Contingencies

Contingent liabilities may arise from the ordinary course of business in relation to claims against the Company, including legal, contractual, land access and other claims. By their nature, contingencies will be resolved only when one or more uncertain future events occur or fail to occur. The assessment of the existence and potential quantum of contingencies inherently involves the exercise of significant judgement and the use of estimates regarding the outcome of future events.

ESTIMATES AND ASSUMPTIONS

The key assumptions concerning the future and other key sources of estimating the uncertainty at the reporting date, that have a significant risk of causing a material adjustment to the carrying amounts of assets and liabilities within the next financial year, are described below. Existing circumstances and assumptions about future developments, however, may change due to market changes or circumstances arising that are beyond the control of the Company. Such changes are reflected in the assumptions when they occur.

Impairment of non-financial asset

Impairment exists when the carrying value of an asset or cash generating unit exceeds its recoverable amount, which is the higher of its fair value less costs of disposal and its value in use. In such cases, the fair value less costs of disposal calculation is based on available data, conducted at arm's length, for similar assets or observable market prices less incremental costs for disposing of the asset. The value in use for calculation in such cases is based on a discounted cash flow (DCF) model.

Taxes

Deferred tax assets are recognised for unused tax losses to the extent that it is probable that taxable profit will be available against which the losses can be utilised. Significant management judgement is required to determine the amount of deferred tax assets that can be recognised, based upon the likely timing and the level of future taxable profits together with future tax planning strategies.

Fair value measurement of financial instruments

When the fair values of financial assets and financial liabilities recorded in the balance sheet cannot be measured based on quoted prices in active markets, their fair value is measured using valuation techniques. The inputs to these models are taken from observable markets where possible, but where this is not feasible, a degree of judgement is required in establishing fair values. Judgements include considerations of inputs such as liquidity risk, credit risk and volatility. Changes in assumptions about these factors could affect the reported fair value of financial instruments. See Note No. 22 and 23 for further disclosures.



30 Ratio Analysis and its elements

Ratio	Numerator	Denominator	Current Period	Previous Period	% Variance	Reason for variance
Capital to risk-weighted assets ratio	Total Capital Fund	Total Risk Weighted Assets	1.22	1.37	-10.91%	
Tier I CRAR	Capital Fund - Tier I	Total Risk Weighted Assets	1.22	1.37	-10.91%	
Tier II CRAR	Capital Fund - Tier II	Total Risk Weighted Assets	-	-	0	

31 The figure of the previous year has been regrouped / reclassified, wherever necessary, to conform to the classification for the year ended 31 March 2025.

The accompanying notes are an integral part of the financial statements.

In terms of our attached report of even date.

For Manav & Co.

Chartered Accountants

Firm Registration No.-325904E

Manav Chhawchharia

Manav Chhawchharia
Partner

Membership No.- 063489



For and on Behalf of the Board of Directors

Himanshu Bajaj

Himanshu Bajaj
Managing Director
Din : 09410292

A.K. Daga

Ashok Kumar Daga
CFO

Vikash Goyal

Vikash Goyal
Director
Din : 09027157

Lokesh Ashwin Gandhi

Lokesh Ashwin Gandhi
Company Secretary

Place : Kolkata

Dated : 2nd May 2025